

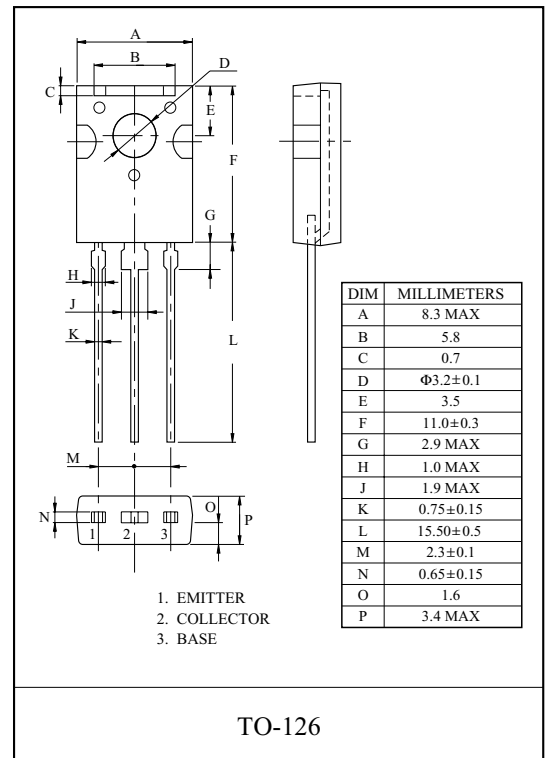
AUDIO FREQUENCY AMPLIFIER APPLICATION.

### FEATURES

- High Voltage :  $V_{CE0} = -150V$ .
- Low Output Capacitance :  $C_{ob} = 5.0pF(\text{Max.})$ .
- High Transition Frequency :  $f_T = 120MHz(\text{Typ.})$
- Complementary to KTC3423.

### MAXIMUM RATING (Ta=25 °C)

CHARACTERISTIC	SYMBOL	RATING	UNIT
Collector-Base Voltage	$V_{CBO}$	-150	V
Collector-Emitter Voltage	$V_{CEO}$	-150	V
Emitter-Base Voltage	$V_{EBO}$	-5	V
Collector Current	$I_C$	-50	mA
Emitter Current	$I_E$	50	mA
Base current	$I_B$	-5	mA
Collector Power Dissipation	$P_C$	1.5	W
Junction Temperature	$T_j$	150	°C
Storage Temperature Range	$T_{stg}$	-55 ~ 150	°C

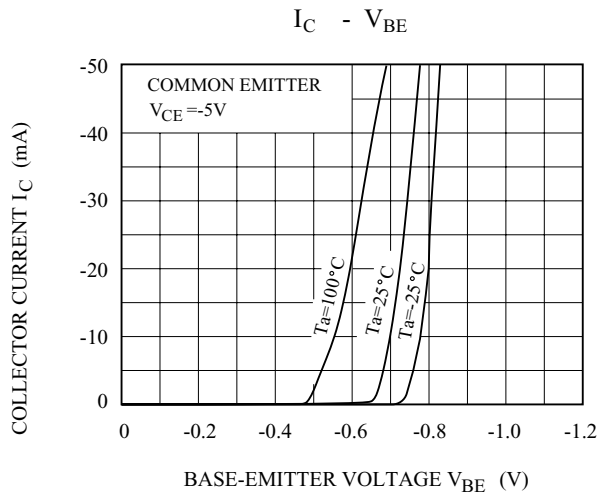
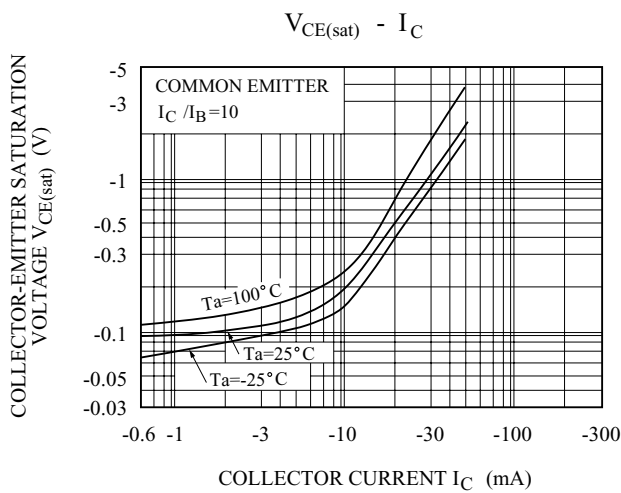
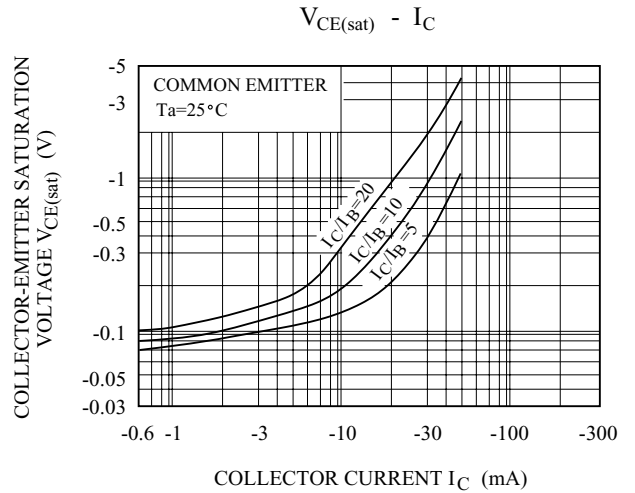
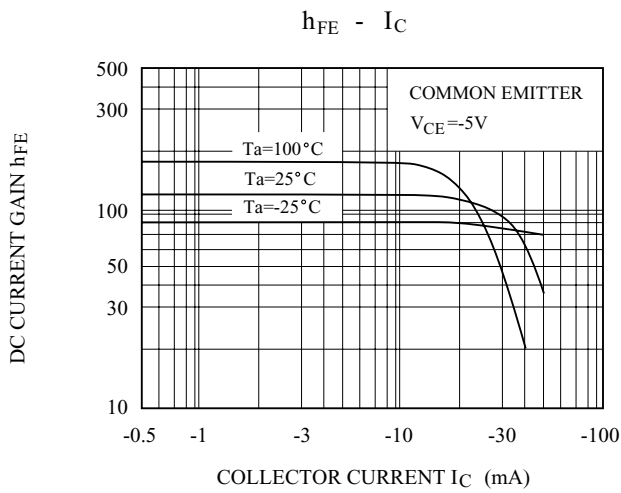
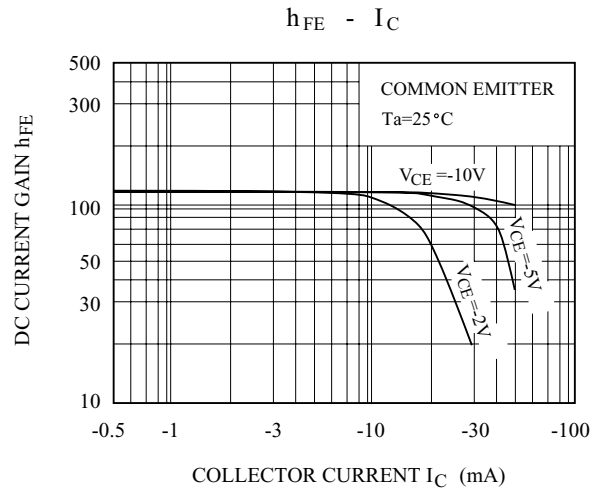
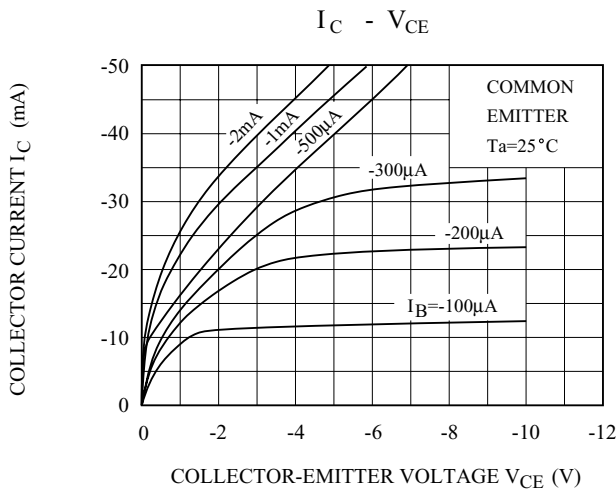


### ELECTRICAL CHARACTERISTICS (Ta=25 °C)

CHARACTERISTIC	SYMBOL	TEST CONDITION	MIN.	TYP.	MAX.	UNIT
Collector Cut-off Current	$I_{CBO}$	$V_{CB} = -150V, I_E = 0$	-	-	-0.1	$\mu A$
Emitter Cut-off Current	$I_{EBO}$	$V_{EB} = -5V, I_C = 0$	-	-	-0.1	$\mu A$
DC Current Gain	$h_{FE}(\text{Note})$	$V_{CE} = -5V, I_C = -10mA$	70	-	240	
Collector-Emitter Saturation Voltage	$V_{CE(sat)}$	$I_C = -10mA, I_B = -1mA$	-	-	-0.8	V
Base-Emitter Voltage	$V_{BE}$	$V_{CE} = -5V, I_C = -30mA$	-	-	-0.9	V
Transition Frequency	$f_T$	$V_{CE} = -30V, I_C = -10mA$	-	120	-	MHz
Collector Output Capacitance	$C_{ob}$	$V_{CB} = -10V, I_E = 0, f = 1MHz$	-	4.0	5.0	pF

Note :  $h_{FE}$  Classification O:70 ~ 140, Y:120 ~ 240

# KTA1360



# KTA1360

