

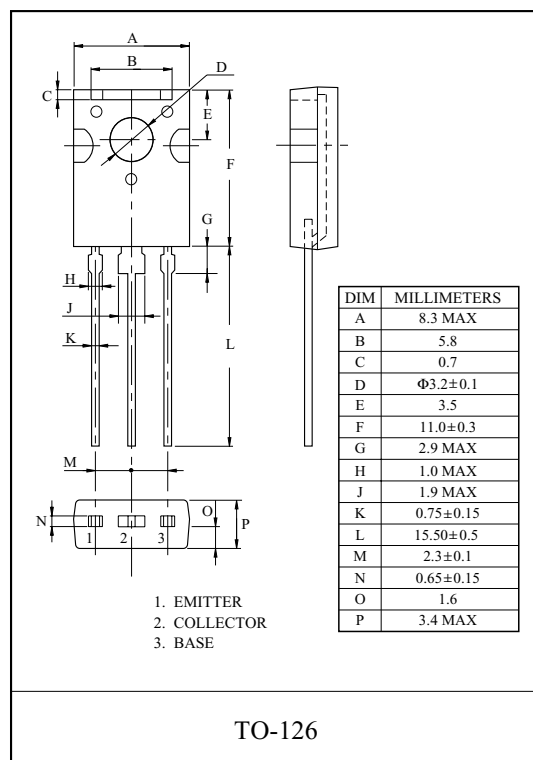
AUDIO FREQUENCY AMPLIFIER APPLICATION.

FEATURES

- High Breakdown Voltage : $V_{CE0}=150V(\text{Min.})$.
- Low Output Capacitance : $C_{ob}=5.0pF(\text{Max.})$.
- High Transition Frequency : $f_T=120MHz(\text{Typ.})$.
- Complementary to KTA1360.

MAXIMUM RATING (Ta=25 °C)

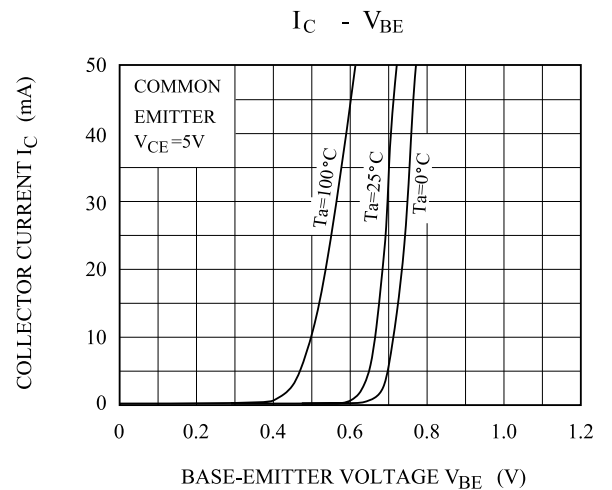
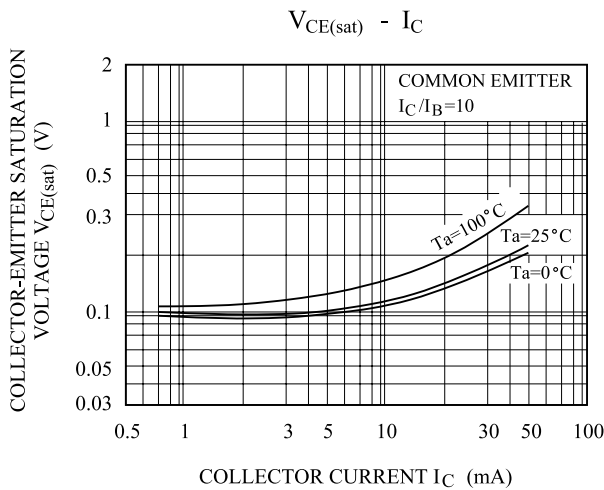
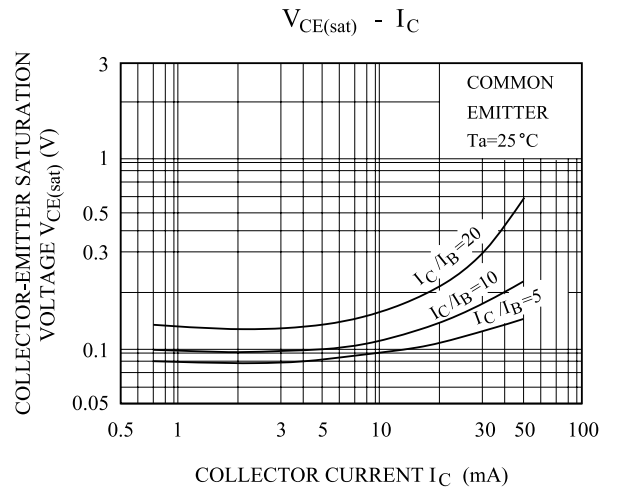
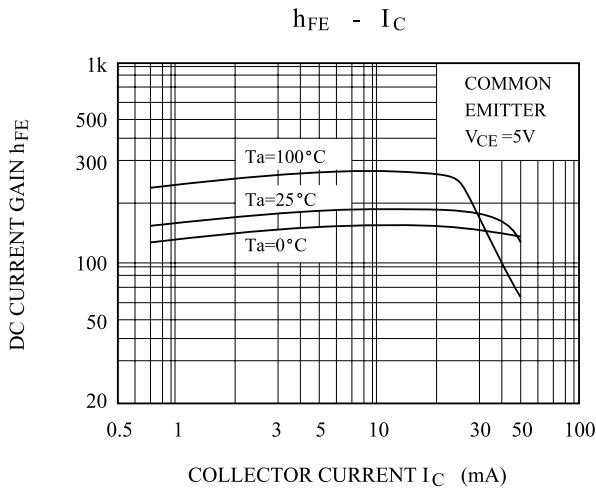
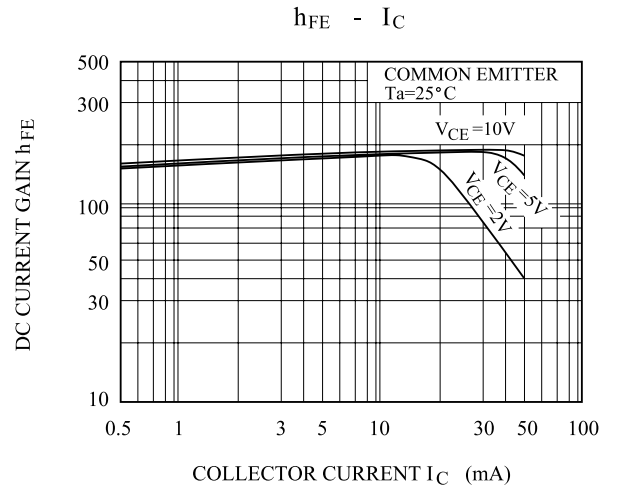
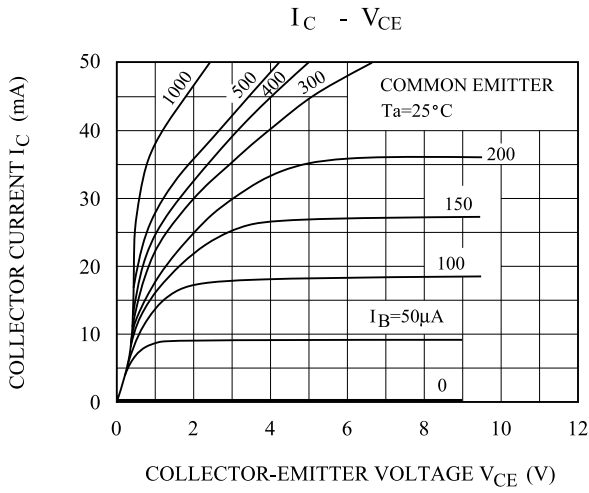
CHARACTERISTIC		SYMBOL	RATING	UNIT
Collector-Base Voltage		V_{CBO}	150	V
Collector-Emitter Voltage		V_{CEO}	150	V
Emitter-Base Voltage		V_{EBO}	5	V
Collector Current		I_C	50	mA
Emitter Current		I_E	-50	mA
Base Current		I_B	5	mA
Collector Power Dissipation	Ta=25 °C	P_C	1.5	W
	Tc=25 °C		5	
Junction Temperature		T_j	150	°C
Storage Temperature Range		T_{stg}	-55 ~ 150	°C



ELECTRICAL CHARACTERISTICS (Ta=25 °C)

CHARACTERISTIC	SYMBOL	TEST CONDITION	MIN.	TYP.	MAX.	UNIT
Collector Cut-off Current	I_{CBO}	$V_{CB}=150V, I_E=0$	-	-	0.1	μA
Emitter Cut-off Current	I_{EBO}	$V_{EB}=5V, I_C=0$	-	-	0.1	μA
DC Current Gain	$h_{FE}(\text{Note})$	$V_{CE}=5V, I_C=10mA$	70	-	240	
Collector-Emitter Saturation Voltage	$V_{CE(sat)}$	$I_C=10mA, I_B=1mA$	-	-	0.5	V
Base-Emitter Saturation Voltage	$V_{BE(sat)}$	$I_C=10mA, I_B=1mA$	-	-	1.0	V
Transition Frequency	f_T	$V_{CE}=30V, I_C=10mA$	-	120	-	MHz
Collector Output Capacitance	C_{ob}	$V_{CB}=10V, I_E=0, f=1MHz$	-	3.5	5.0	pF

Note : h_{FE} Classification O:70 ~ 140, Y:120 ~ 240



KTC3423

