

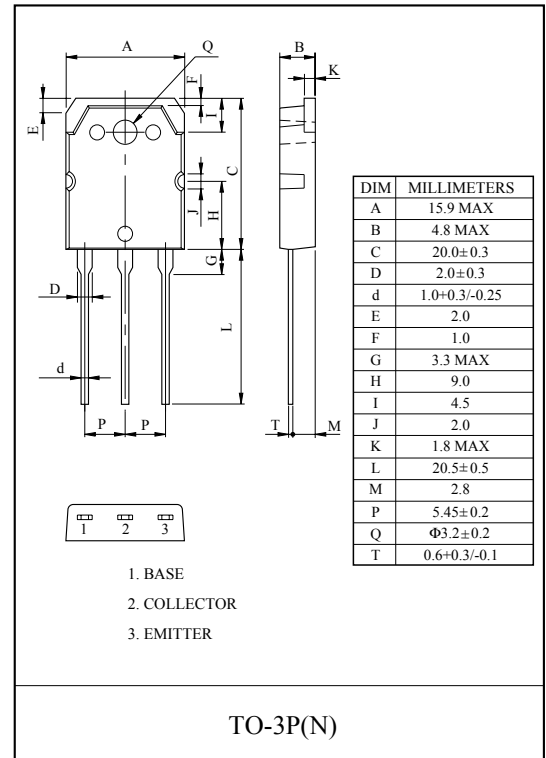
HIGH POWER AMPLIFIER APPLICATION.

### FEATURES

- Recommended for 45 ~ 50W Audio Frequency Amplifier Output Stage.
- Complementary to KTB688.

### MAXIMUM RATING (Ta=25°C)

CHARACTERISTIC	SYMBOL	RATING	UNIT
Collector-Base Voltage	V <sub>CB0</sub>	120	V
Collector-Emitter Voltage	V <sub>CEO</sub>	120	V
Emitter-Base Voltage	V <sub>EBO</sub>	5	V
Collector Current	I <sub>C</sub>	10	A
Base Current	I <sub>B</sub>	1	A
Collector Power Dissipation (Tc=25°C)	P <sub>C</sub>	80	W
Junction Temperature	T <sub>j</sub>	150	°C
Storage Temperature Range	T <sub>stg</sub>	-55 ~ 150	°C



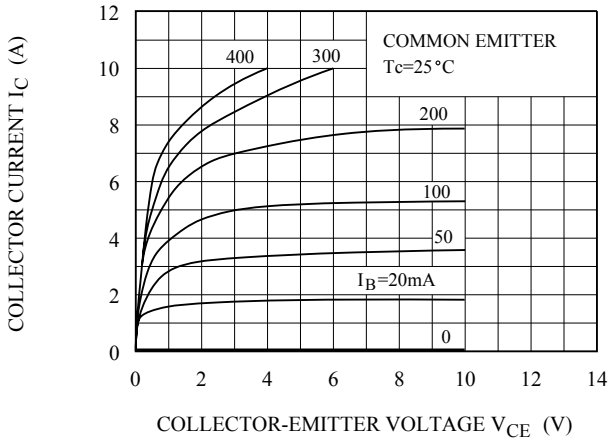
### ELECTRICAL CHARACTERISTICS (Ta=25°C)

CHARACTERISTIC	SYMBOL	TEST CONDITION	MIN.	TYP.	MAX.	UNIT
Collector Cut-off Current	I <sub>CB0</sub>	V <sub>CB</sub> =120V, I <sub>E</sub> =0	-	-	10	μA
Emitter Cut-off Current	I <sub>EBO</sub>	V <sub>EB</sub> =5V, I <sub>C</sub> =0	-	-	10	μA
Collector-Emitter Breakdown Voltage	V <sub>(BR)CEO</sub>	I <sub>C</sub> =50mA, I <sub>B</sub> =0	120	-	-	V
DC Current Gain	h <sub>FE</sub> (Note)	V <sub>CE</sub> =5V, I <sub>C</sub> =1A	55	-	160	
Collector-Emitter Saturation Voltage	V <sub>CE(sat)</sub>	I <sub>C</sub> =6A, I <sub>B</sub> =0.6A	-	-	2.0	V
Base-Emitter Voltage	V <sub>BE</sub>	V <sub>CE</sub> =5V, I <sub>C</sub> =5A	-	-	1.5	V
Transition Frequency	f <sub>T</sub>	V <sub>CE</sub> =5V, I <sub>C</sub> =1A	-	12	-	MHz
Collector Output Capacitance	C <sub>ob</sub>	V <sub>CB</sub> =10V, I <sub>E</sub> =0, f=1MHz	-	170	-	pF

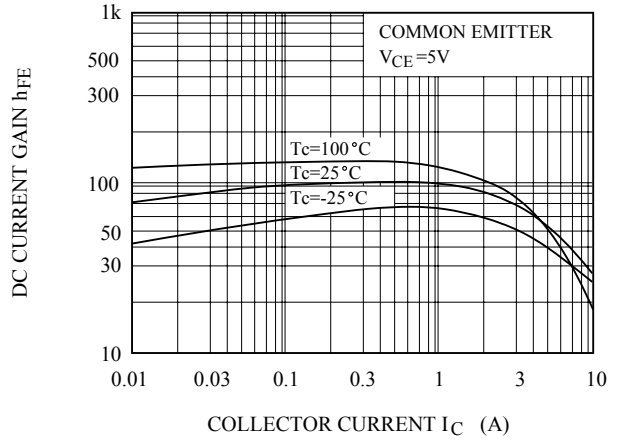
Note : h<sub>FE</sub> Classification R:55 ~ 110, O:80 ~ 160

# KTD718

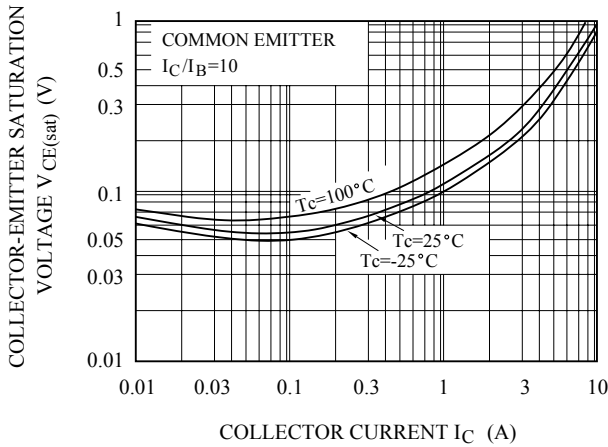
$I_C - V_{CE}$



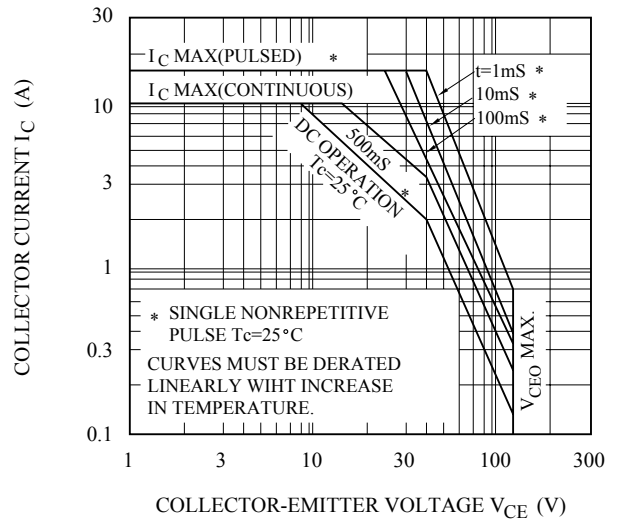
$h_{FE} - I_C$



$V_{CE(sat)} - I_C$



SAFE OPERATING AREA



$P_c - T_a$

