




SML-Z1 series

Actual size
 3528(1411)
 3.5×2.8mm(t=1.9mm)

Features

- High brightness
- 20/50mA guaranteed specifications
- PLCC2 package

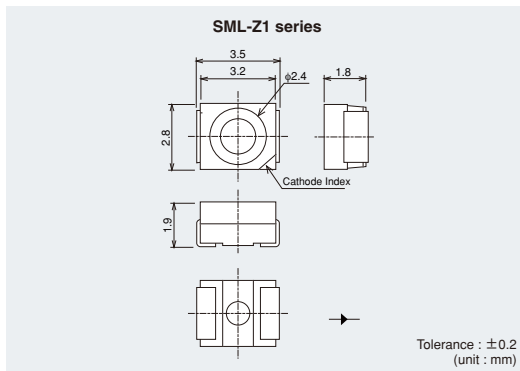


Specifications

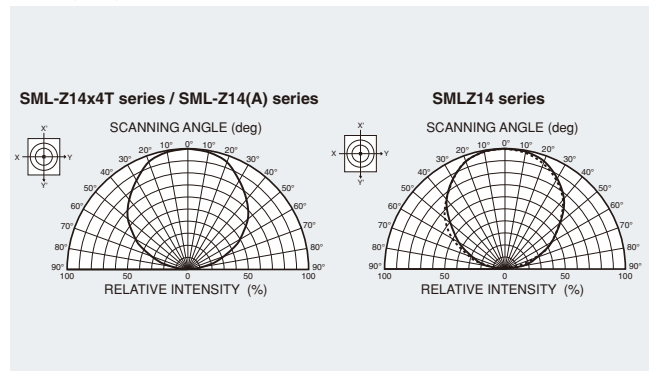
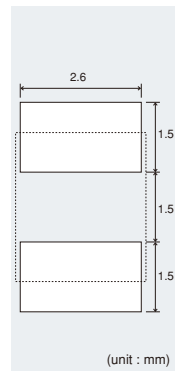
Part No.	Chip Structure	Emitting Color	Absolute Maximum Ratings (Ta=25°C)					Electrical and Optical Characteristics (Ta=25°C)											
			Power Dissipation Pd (mW)	Forward Current If (mA)	Peak Forward Current I _{FP} (mA)	Reverse Voltage V _R (V)	Operating Temperature Topr (°C)	Storage Temperature Tsig (°C)	Forward Voltage V _F Typ. (V)	Forward Current I _F (mA)	Reverse Current I _R Max. (μA)	Reverse Voltage V _R (V)	Dominant Wavelength λ _D Min. ^{*2} (nm)	Typ. (nm)	Max. ^{*2} (nm)	Luminous Intensity I _v (mcd)	Min. (mcd)	Typ. (mcd)	I _v (mA)
■ SML-Z14VT(A)	AlGaInP	Red	168	70	200*1	12	-40 to +100	-40 to +100	1.9				625	630	635	20	56	112	
■ SML-Z14UT(A)													615	620	625		112	224	
■ SML-Z14DT(A)		Orange	175	70	200*1	12	-40 to +100	-40 to +100	2.0				602	605	608	20	140	280	20
■ SML-Z14YT(A)													586	589	592		45	90	
■ SML-Z14MT(A)		Yellowish Green	175	70	200*1	12	-40 to +100	-40 to +100	2.0				568	571	574	20	22.4	45	
■ SML-Z14FT(A)													561.5	564	566.5		11.2	22.4	
■ SML-Z14PT(A)		Green	175	70	200*1	12	-40 to +100	-40 to +100	2.0				557	560	563	20	140	280	
■ SML-Z14V4T													615	620	625		280	560	
■ SML-Z14U4T		Orange	189	70	200*1	12	-40 to +100	-40 to +100	2.1	50	100	12	602	605	608	50	355	710	50
■ SML-Z14D4T													587	590	593		112	224	
■ SML-Z14Y4T	Yellowish Green	189	70	200*1	12	-40 to +100	-40 to +100	2.1	50	100	12	569	572	575	20	71	120		
■ SML-Z14M4T												562	565	568		22.4	56		
■ SML-Z14F4T	Green	189	70	200*1	12	-40 to +100	-40 to +100	2.1	50	100	12	558	561	564	20	22.4	56		
■ SML-Z14P4T												519	528	536		710	1,100		
■ SMLZ14EGT(A)	Blue	120	30	100*2	5	-40 to +100	-40 to +100	3.3	20	10	5	464	470	476	20	140	280	20	
■ SMLZ14BGT(A)												519	528	536		710	1,100		
□ SMLZ14WBGAW(A)	InGaN	White	114	30	100*2	5	-40 to +100	-40 to +100	3.3	20	100	5	(x, y) (0.36, 0.36)	20	900	1,400	20		
□ SMLZ14WBGBW(A)													(x, y) (0.44, 0.40)						
□ SMLZ14WBGCW(A)													(x, y) (0.30, 0.28)						
□ SMLZ14WBGDW(A)													(x, y) (0.34, 0.34)						

* 1:Duty1/10, 1kHz * 2:Duty1/5, 200Hz * 3:Reference

Dimensions

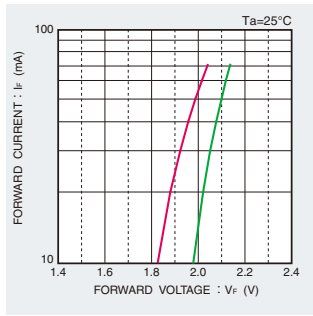


Recommended Solder Pattern Viewing Angle

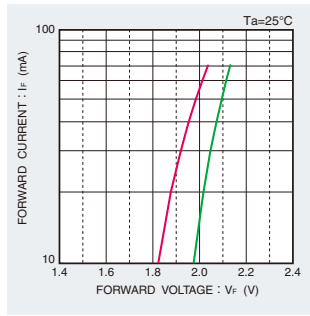


Electrical Characteristics Curves

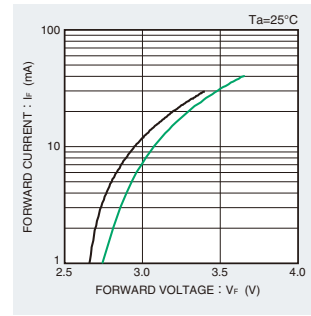
Forward Current-Forward Voltage



- SML-Z14VT(A)
- SML-Z14UT(A)
- SML-Z14DT(A)
- SML-Z14YT(A)
- SML-Z14MT(A)
- SML-Z14FT(A)
- SML-Z14PT(A)

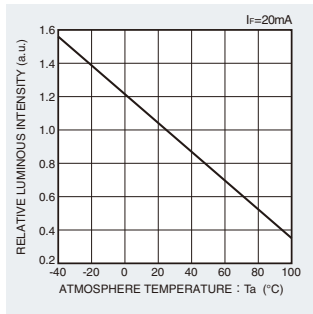


- SML-Z14V4T
- SML-Z14U4T
- SML-Z14D4T
- SML-Z14Y4T
- SML-Z14M4T
- SML-Z14F4T
- SML-Z14P4T

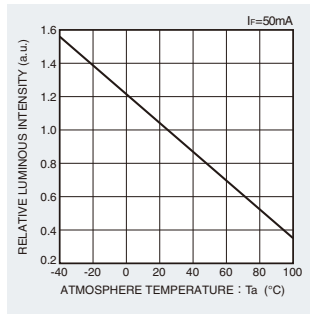


- SMLZ14EGT(A)
- SMLZ14BGT(A)
- SMLZ14WBGAW(A)
- SMLZ14WBGW(A)
- SMLZ14WBGW(A)
- SMLZ14WBGW(A)

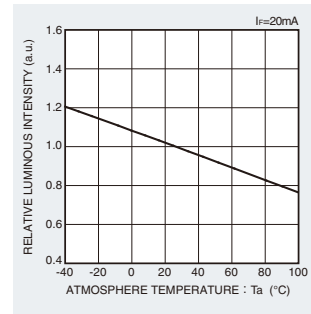
Luminous Intensity-Atmosphere Temperature



- SML-Z14VT(A)
- SML-Z14UT(A)
- SML-Z14DT(A)
- SML-Z14YT(A)
- SML-Z14MT(A)
- SML-Z14FT(A)
- SML-Z14PT(A)

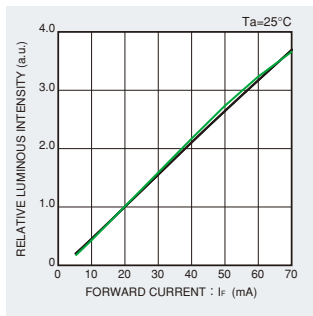


- SML-Z14V4T
- SML-Z14U4T
- SML-Z14D4T
- SML-Z14Y4T
- SML-Z14M4T
- SML-Z14F4T
- SML-Z14P4T

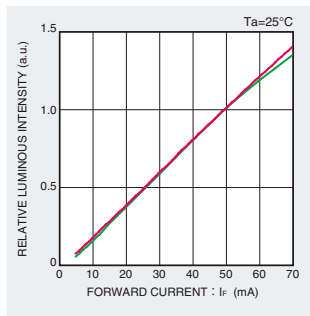


- SMLZ14EGT(A)
- SMLZ14BGT(A)
- SMLZ14WBGAW(A)
- SMLZ14WBGW(A)
- SMLZ14WBGW(A)
- SMLZ14WBGW(A)

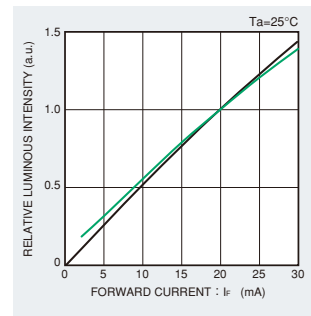
Luminous Intensity-Forward Current



- SML-Z14VT(A)
- SML-Z14UT(A)
- SML-Z14DT(A)
- SML-Z14YT(A)
- SML-Z14MT(A)
- SML-Z14FT(A)
- SML-Z14PT(A)

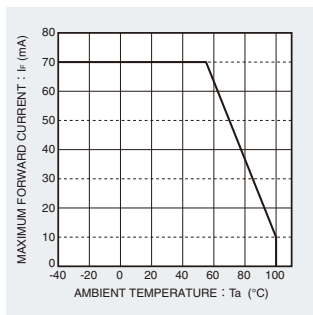


- SML-Z14V4T
- SML-Z14U4T
- SML-Z14D4T
- SML-Z14Y4T
- SML-Z14M4T
- SML-Z14F4T
- SML-Z14P4T

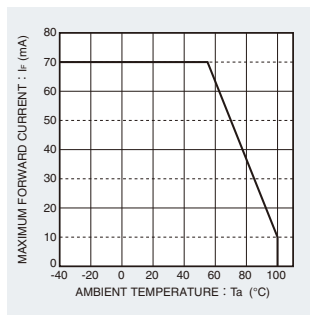


- SMLZ14EGT(A)
- SMLZ14BGT(A)
- SMLZ14WBGAW(A)
- SMLZ14WBGW(A)
- SMLZ14WBGW(A)
- SMLZ14WBGW(A)

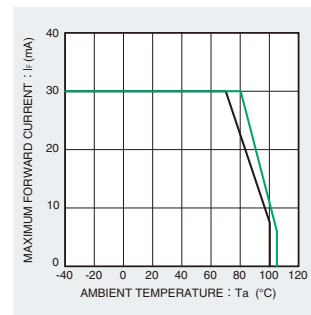
Derating



- SML-Z14VT(A)
- SML-Z14UT(A)
- SML-Z14DT(A)
- SML-Z14YT(A)
- SML-Z14MT(A)
- SML-Z14FT(A)
- SML-Z14PT(A)



- SML-Z14V4T
- SML-Z14U4T
- SML-Z14D4T
- SML-Z14Y4T
- SML-Z14M4T
- SML-Z14F4T
- SML-Z14P4T



- SMLZ14EGT(A)
- SMLZ14BGT(A)
- SMLZ14WBGAW(A)
- SMLZ14WBGW(A)
- SMLZ14WBGW(A)
- SMLZ14WBGW(A)

SML-Z1 Series

Rank Reference of Brightness

Red (V, U)

Package structure	Package size	Height (mm)	Luminous Intensity (mcd) I _F (mA)	AM	AN	AP	AQ	AR	AS	AT	AU	AV	AW	AX	AY	AZ	BA	BB	BC	BD	BE		
				28 to 35.5	35.5 to 45	45 to 56	56 to 71	71 to 90	90 to 112	112 to 140	140 to 180	180 to 224	224 to 280	280 to 355	355 to 450	450 to 560	560 to 710	710 to 900	900 to 1120	1120 to 1400	1400 to 1800		
PLCC2	3528	1.9	20	SML-Z14VT(A)										SML-Z14V4T									
			50	SML-Z14UT(A)										SML-Z14U4T									

Orange (D)

Package structure	Package size	Height (mm)	Luminous Intensity (mcd) I _F (mA)	AM	AN	AP	AQ	AR	AS	AT	AU	AV	AW	AX	AY	AZ	BA	BB	BC	BD	BE		
				28 to 35.5	35.5 to 45	45 to 56	56 to 71	71 to 90	90 to 112	112 to 140	140 to 180	180 to 224	224 to 280	280 to 355	355 to 450	450 to 560	560 to 710	710 to 900	900 to 1120	1120 to 1400	1400 to 1800		
PLCC2	3528	1.9	20	SML-Z14DT(A)										SML-Z14D4T									
			50	SML-Z14DT(A)										SML-Z14D4T									

Yellow (Y)

Package structure	Package size	Height (mm)	Luminous Intensity (mcd) I _F (mA)	AM	AN	AP	AQ	AR	AS	AT	AU	AV	AW	AX	AY	AZ	BA	BB	BC	BD	BE		
				28 to 35.5	35.5 to 45	45 to 56	56 to 71	71 to 90	90 to 112	112 to 140	140 to 180	180 to 224	224 to 280	280 to 355	355 to 450	450 to 560	560 to 710	710 to 900	900 to 1120	1120 to 1400	1400 to 1800		
PLCC2	3528	1.9	20	SML-Z14YT(A)										SML-Z14Y4T									
			50	SML-Z14YT(A)										SML-Z14Y4T									

Green (M, P, F)

Package structure	Package size	Height (mm)	Luminous Intensity (mcd) I _F (mA)	AG	AH	AJ	AK	AL	AM	AN	AP	AQ	AR	AS	AT	AU	AV	AW	AX	AY	AZ		
				9 to 11.2	11.2 to 14	14 to 18	18 to 22.4	22.4 to 28	28 to 35.5	35.5 to 45	45 to 56	56 to 71	71 to 90	90 to 112	112 to 140	140 to 180	180 to 224	224 to 280	280 to 355	355 to 450	450 to 560		
PLCC2	3528	1.9	20	SML-Z14PT(A)										SML-Z14MT(A)									
			50	SML-Z14PT(A)										SML-Z14MT(A)									

Bluish-Green (E)

Package structure	Package size	Height (mm)	Luminous Intensity (mcd) I _F (mA)	S1	S2	T1	T2	U1	U2	V1	V2	W1	W2	X1	X2	Y1	Y2	Z1	Z2
				90 to 110	110 to 140	140 to 180	180 to 220	220 to 280	280 to 360	360 to 450	450 to 560	560 to 710	710 to 900	900 to 1100	1100 to 1400	1400 to 1800	1800 to 2200	2200 to 2800	2800 to 3600
PLCC2	3528	1.9	20	SMLZ14EGT(A)															

Blue (B)


Package structure	Package size	Height (mm)	Luminous Intensity (mcd) I _F (mA)	S1	S2	T1	T2	U1	U2	V1	V2	W1	W2	X1	X2	Y1	Y2	Z1	Z2
				90 to 110	110 to 140	140 to 180	180 to 220	220 to 280	280 to 360	360 to 450	450 to 560	560 to 710	710 to 900	900 to 1100	1100 to 1400	1400 to 1800	1800 to 2200	2200 to 2800	2800 to 3600
PLCC2	3528	1.9	20	SMLZ14BGT(A)															

White (WB)

Package structure	Package size	Height (mm)	Luminous Intensity (mcd) I _F (mA)	S1	S2	T1	T2	U1	U2	V1	V2	W1	W2	X1	X2	Y1	Y2	Z1	Z2
				90 to 110	110 to 140	140 to 180	180 to 220	220 to 280	280 to 360	360 to 450	450 to 560	560 to 710	710 to 900	900 to 1100	1100 to 1400	1400 to 1800	1800 to 2200	2200 to 2800	2800 to 3600
PLCC2	3528	1.9	20	SMLZ14WBGAW(A)															
				SMLZ14WBGBW(A)															
				SMLZ14WBGCW(A)															
				SMLZ14WBGDW(A)															

* Please note that the brightness of some products may fall between ranks (half rank).

Part No. Construction



- * Concerning the rank sign.
 - Please refer to the rank chart above for luminous intensity classification.
 - Please refer to specification sheet for color classification.
 - Part name is individual for each rank.
 - When shipped as sample, the part name will be a representative part name.
- General products are free of ranks. Please contact sales if rank appointment is needed.

Packing Specification

ROHM LED products are being shipped with desiccant (silica gel) concluded in moisture-proof bags. Pasting the moisture sensitive label on the outer surface of the moisture-proof bags or enclosing the humidity indication card inside the bag is available upon request. Please contact the nearest sales office or distributor if necessary.

Notes

- 1) The information contained herein is subject to change without notice.
- 2) Before you use our Products, please contact our sales representative and verify the latest specifications :
- 3) Although ROHM is continuously working to improve product reliability and quality, semiconductors can break down and malfunction due to various factors.
Therefore, in order to prevent personal injury or fire arising from failure, please take safety measures such as complying with the derating characteristics, implementing redundant and fire prevention designs, and utilizing backups and fail-safe procedures. ROHM shall have no responsibility for any damages arising out of the use of our Products beyond the rating specified by ROHM.
- 4) Examples of application circuits, circuit constants and any other information contained herein are provided only to illustrate the standard usage and operations of the Products. The peripheral conditions must be taken into account when designing circuits for mass production.
- 5) The technical information specified herein is intended only to show the typical functions of and examples of application circuits for the Products. ROHM does not grant you, explicitly or implicitly, any license to use or exercise intellectual property or other rights held by ROHM or any other parties. ROHM shall have no responsibility whatsoever for any dispute arising out of the use of such technical information.
- 6) The Products are intended for use in general electronic equipment (i.e. AV/OA devices, communication, consumer systems, gaming/entertainment sets) as well as the applications indicated in this document.
- 7) The Products specified in this document are not designed to be radiation tolerant.
- 8) For use of our Products in applications requiring a high degree of reliability (as exemplified below), please contact and consult with a ROHM representative : transportation equipment (i.e. cars, ships, trains), primary communication equipment, traffic lights, fire/crime prevention, safety equipment, medical systems, servers, solar cells, and power transmission systems.
- 9) Do not use our Products in applications requiring extremely high reliability, such as aerospace equipment, nuclear power control systems, and submarine repeaters.
- 10) ROHM shall have no responsibility for any damages or injury arising from non-compliance with the recommended usage conditions and specifications contained herein.
- 11) ROHM has used reasonable care to ensure the accuracy of the information contained in this document. However, ROHM does not warrant that such information is error-free, and ROHM shall have no responsibility for any damages arising from any inaccuracy or misprint of such information.
- 12) Please use the Products in accordance with any applicable environmental laws and regulations, such as the RoHS Directive. For more details, including RoHS compatibility, please contact a ROHM sales office. ROHM shall have no responsibility for any damages or losses resulting from non-compliance with any applicable laws or regulations.
- 13) When providing our Products and technologies contained in this document to other countries, you must abide by the procedures and provisions stipulated in all applicable export laws and regulations, including without limitation the US Export Administration Regulations and the Foreign Exchange and Foreign Trade Act.
- 14) This document, in part or in whole, may not be reprinted or reproduced without prior consent of ROHM.



Thank you for your accessing to ROHM product informations.
More detail product informations and catalogs are available, please contact us.

ROHM Customer Support System

<http://www.rohm.com/contact/>