

# SLI-560 / SLA-560 Series

## Features

- Viewing angle  $2\theta$  1/2 : 40°
- High brightness



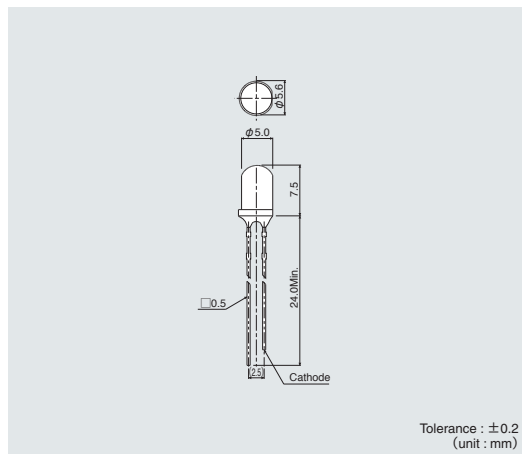
## Specifications

Viewing angle  $2\theta$  1/2 / 40°: High brightness

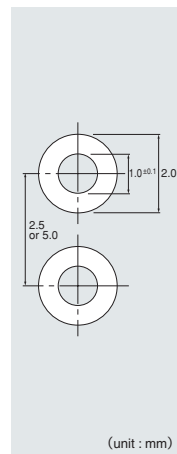
Part No.	Chip Structure	Emitting Color	Absolute Maximum Ratings (Ta=25°C)						Electrical and Optical Characteristics (Ta=25°C)								
			Power Dissipation Pd(mW)	Forward Current If(mA)	Peak Forward Current Ifp(mA)	Reverse Voltage Vr(V)	Operating Temperature Topr(°C)	Storage Temperature Tstg(°C)	Forward Voltage V <sub>F</sub> Typ. (V)	Forward Current If(mA)	Reverse Current I <sub>R</sub> Max. (μA)	Reverse Voltage Vr(V)	Dominant Wavelength λD Typ.(nm)	Luminous Intensity Iv Typ. (mcd)	Min. (mcd)	Typ. (mcd)	Iv/If(mA)
■ SLI-560UT	AlGaInP on GaAs	Red											630				
■ SLI-560DT		Orange	125	50	200*2	9	-30 to +85	-40 to +100	1.9	20	100	9	611		300	1000	
■ SLI-560YT		Yellow											591	20			20
■ SLA-560MT	GaP	Yellowish Green	75	25	60*1	4	-25 to +85	-30 to +100	2.3	20	10	4	563		42	100	
■ SLA560BD2T	InGaN	Blue											470		1000	2200	
□ SLA560WBD2PT		White	126	30	100*2	5	-20 to +80	-30 to +100	3.2	20	100	5	(x, y) (0.31, 0.31)		1500	3300	

\* 1:Duty1/5, 200Hz, \* 2:Duty1/10, 1kHz

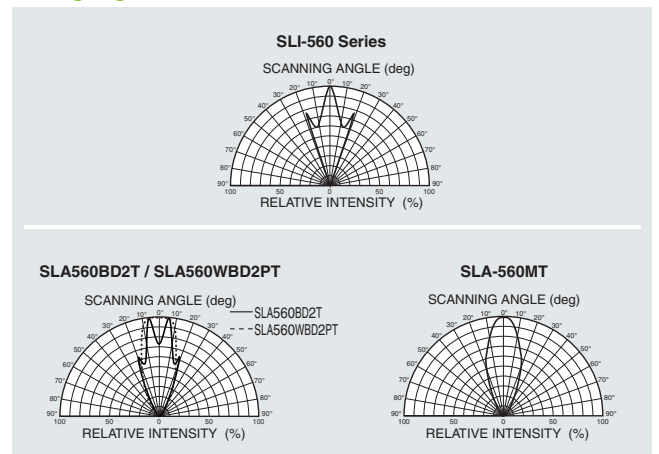
## Dimensions



## Recommended Solder Pattern

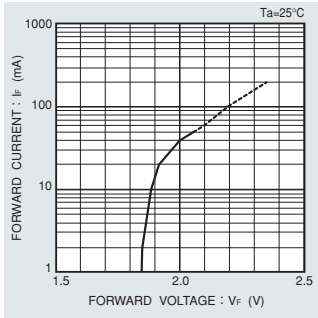


## Viewing Angle

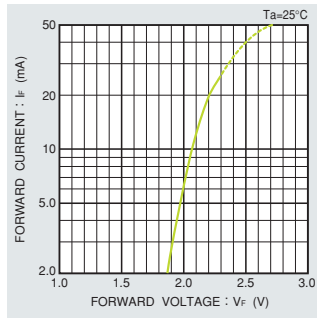


Electrical Characteristics Curves

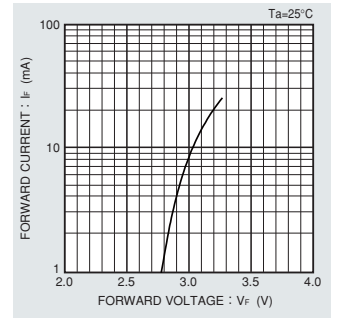
Forward Current-Forward Voltage



■ SLI-560UT  
■ SLI-560DT  
■ SLI-560YT

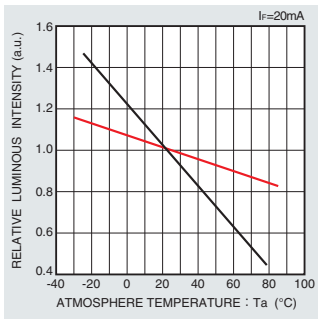


■ SLA-560MT

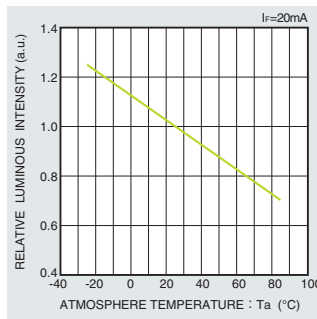


■ SLA560BD2T  
□ SLA560WBD2PT

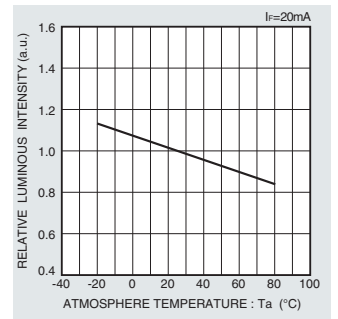
Luminous Intensity-Atmosphere Temperature



■ SLI-560DT  
■ SLI-560YT  
■ SLI-560UT

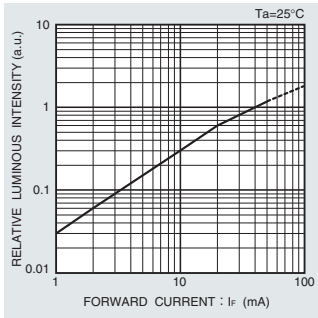


■ SLA-560MT

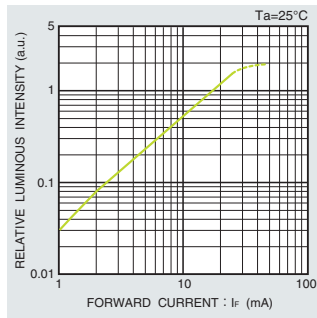


■ SLA560BD2T  
□ SLA560WBD2PT

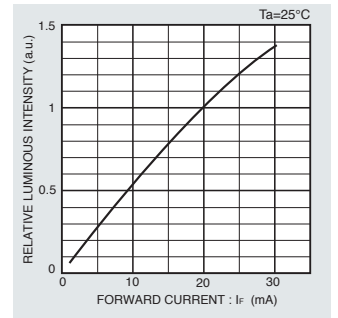
Luminous Intensity-Forward Current



■ SLI-560UT  
■ SLI-560DT  
■ SLI-560YT

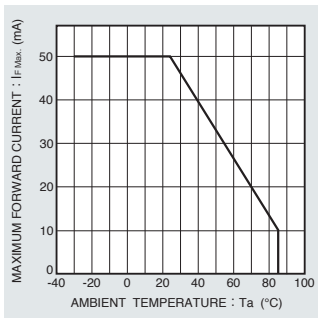


■ SLA-560MT

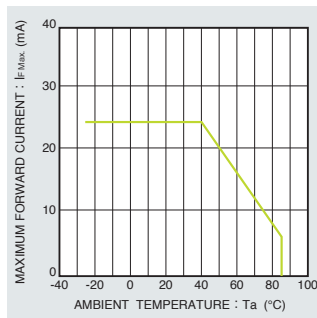


■ SLA560BD2T  
□ SLA560WBD2PT

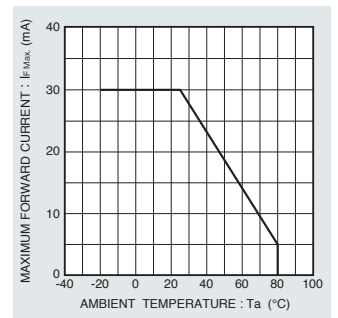
Derating



■ SLI-560UT  
■ SLI-560DT  
■ SLI-560YT



■ SLA-560MT



■ SLA560BD2T  
□ SLA560WBD2PT

Rank Reference of Brightness

Red (U)

(Ta=25°C, If=20mA)

Viewing angle (2θ1/2)	Resin Color	Brightness Rank															
		Brightness (mcd)	XE	XF	XG	XH	XJ	XK	XL	XM	XN	XP	XQ	XR	XS	XT	XU
φ5 Circular type	40°	Brightness Rank	47 to 68	68 to 100	100 to 150	150 to 220	220 to 330	330 to 470	470 to 680	680 to 1000	1000 to 1500	1500 to 2200	2200 to 3300	3300 to 4700	4700 to 6800	6800 to 10000	10000 to 15000
		Resin Color	Transparent	Colorless													

Orange (D)

(Ta=25°C, If=20mA)

Viewing angle (2θ1/2)	Resin Color	Brightness Rank															
		Brightness (mcd)	XE	XF	XG	XH	XJ	XK	XL	XM	XN	XP	XQ	XR	XS	XT	XU
φ5 Circular type	40°	Brightness Rank	47 to 68	68 to 100	100 to 150	150 to 220	220 to 330	330 to 470	470 to 680	680 to 1000	1000 to 1500	1500 to 2200	2200 to 3300	3300 to 4700	4700 to 6800	6800 to 10000	10000 to 15000
		Resin Color	Transparent	Colorless													

Yellow (Y)

(Ta=25°C, If=20mA)

Viewing angle (2θ1/2)	Resin Color	Brightness Rank															
		Brightness (mcd)	XE	XF	XG	XH	XJ	XK	XL	XM	XN	XP	XQ	XR	XS	XT	XU
φ5 Circular type	40°	Brightness Rank	47 to 68	68 to 100	100 to 150	150 to 220	220 to 330	330 to 470	470 to 680	680 to 1000	1000 to 1500	1500 to 2200	2200 to 3300	3300 to 4700	4700 to 6800	6800 to 10000	10000 to 15000
		Resin Color	Transparent	Colorless													

Green (M)

(Ta=25°C, If=20mA)

Viewing angle (2θ1/2)	Resin Color	Brightness Rank															
		Brightness (mcd)	XE	XF	XG	XH	XJ	XK	XL	XM	XN	XP	XQ	XR	XS	XT	XU
φ5 Circular type	40°	Brightness Rank	47 to 68	68 to 100	100 to 150	150 to 220	220 to 330	330 to 470	470 to 680	680 to 1000	1000 to 1500	1500 to 2200	2200 to 3300	3300 to 4700	4700 to 6800	6800 to 10000	10000 to 15000
		Resin Color	Transparent	Colorless													

Blue (B)

(Ta=25°C, If=20mA)

Viewing angle (2θ1/2)	Resin Color	Brightness Rank												
		Brightness (mcd)	XH	XJ	XK	XL	XM	XN	XP	XQ	XR	XS	XT	XU
φ5 Circular type	40°	Brightness Rank	150 to 220	220 to 330	330 to 473	470 to 680	680 to 1000	1000 to 1500	1500 to 2200	2200 to 3300	3300 to 4700	4700 to 6800	6800 to 10000	10000 to 15000
		Resin Color	Transparent	Colorless										

White (WB)

(Ta=25°C, If=20mA)

Viewing angle (2θ1/2)	Resin Color	Brightness Rank											
		Brightness (mcd)	XJ	XK	XL	XM	XN	XP	XQ	XR	XS	XT	XU
φ5 Circular type	40°	Brightness Rank	220 to 330	330 to 473	470 to 680	680 to 1000	1000 to 1500	1500 to 2200	2200 to 3300	3300 to 4700	4700 to 6800	6800 to 10000	10000 to 15000
		Resin Color	Transparent	Colorless									

※Brightness on specification sheet include tolerance of within ± 10%.

Part No. Construction

\* "-" will be taken out for emitting color W/B series.

Special Code will be applied for Emitting color W/B series.



U	Red:630nm
D	Orange:611nm
Y	Yellow:591nm
M	Yellowish-Green:563nm
B	Blue:470nm
WB	White

T	Transparent Colorless
---	-----------------------

3F	1-Element straight bulk
T □	See taping specifications
3	Straight bulk(In case of white LED)
2	Straight taping(In case of white LED)

- \* Concerning the Brightness rank
- Please refer to the rank chart above for luminous intensity classification.
- Part name is individual for each rank.
- When shipped as sample, the part name will be a representative part name. General products are free of ranks. Please contact sales if rank appointment is needed.

## Notes

No copying or reproduction of this document, in part or in whole, is permitted without the consent of ROHM Co.,Ltd.

The content specified herein is subject to change for improvement without notice.

The content specified herein is for the purpose of introducing ROHM's products (hereinafter "Products"). If you wish to use any such Product, please be sure to refer to the specifications, which can be obtained from ROHM upon request.

Examples of application circuits, circuit constants and any other information contained herein illustrate the standard usage and operations of the Products. The peripheral conditions must be taken into account when designing circuits for mass production.

Great care was taken in ensuring the accuracy of the information specified in this document. However, should you incur any damage arising from any inaccuracy or misprint of such information, ROHM shall bear no responsibility for such damage.

The technical information specified herein is intended only to show the typical functions of and examples of application circuits for the Products. ROHM does not grant you, explicitly or implicitly, any license to use or exercise intellectual property or other rights held by ROHM and other parties. ROHM shall bear no responsibility whatsoever for any dispute arising from the use of such technical information.

The Products specified in this document are intended to be used with general-use electronic equipment or devices (such as audio visual equipment, office-automation equipment, communication devices, electronic appliances and amusement devices).

The Products specified in this document are not designed to be radiation tolerant.

While ROHM always makes efforts to enhance the quality and reliability of its Products, a Product may fail or malfunction for a variety of reasons.

Please be sure to implement in your equipment using the Products safety measures to guard against the possibility of physical injury, fire or any other damage caused in the event of the failure of any Product, such as derating, redundancy, fire control and fail-safe designs. ROHM shall bear no responsibility whatsoever for your use of any Product outside of the prescribed scope or not in accordance with the instruction manual.

The Products are not designed or manufactured to be used with any equipment, device or system which requires an extremely high level of reliability the failure or malfunction of which may result in a direct threat to human life or create a risk of human injury (such as a medical instrument, transportation equipment, aerospace machinery, nuclear-reactor controller, fuel-controller or other safety device). ROHM shall bear no responsibility in any way for use of any of the Products for the above special purposes. If a Product is intended to be used for any such special purpose, please contact a ROHM sales representative before purchasing.

If you intend to export or ship overseas any Product or technology specified herein that may be controlled under the Foreign Exchange and the Foreign Trade Law, you will be required to obtain a license or permit under the Law.



Thank you for your accessing to ROHM product informations.  
More detail product informations and catalogs are available, please contact us.

## ROHM Customer Support System

<http://www.rohm.com/contact/>