

Type SST

Square Ceramic Surface Mount Slow Blow Fuse

2410 Size
RoHS 6 Compliant

SST Series Fuse



Features

- Slow Blow
- Small size, 2410SMD
- Wide range of current rating from 375mA to 7A
- Wide operating temperature range
- Tape and Reel for auto-insert SMD process.
- RoHS6 compliant
- Halogen Free
- Leadfree

Electrical Characteristics (UL / CSA / STD.248-14)

Testing Current	Blow Time	
	Minimum	Maximum
100%	4 Hrs.	N/A
200%	1 Sec	60 Sec
300%	0.2 Sec	3 Sec
800%	0.02 Sec	0.1 Sec

Safety Agency Approvals

SAFETY AGENCY	SAFETY AGENCY CERTIFICATE	AMPERE RANGE / VOLT @ I.R.ABILITY
	LR39772	375mA - 7A / 125V @50A AC and DC
	E20624	

Specifications Subject to change without notice.

Applications

- Notebook
- LCD monitor
- PC computer
- Office electronic equipment
- Industrial equipment
- Medical equipment
- POE, POE+
- LCD / LED monitor
- Power supply
- LCD / LED TV

HALOGEN FREE =

LEAD FREE =

Type SST

Square Ceramic Surface Mount Slow Blow Fuse

2410 Size
RoHS 6 Compliant
HF Pb

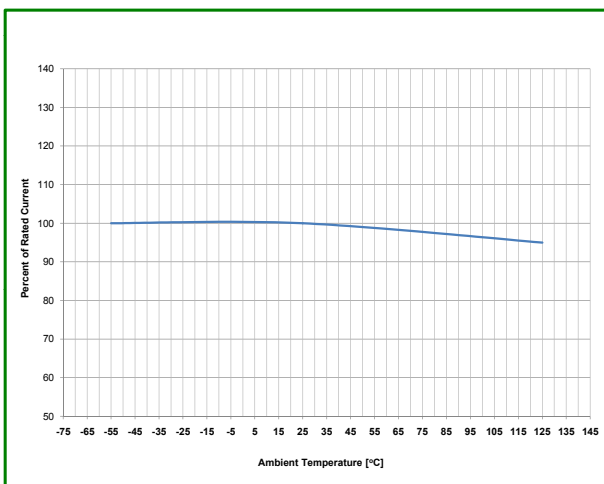


SST June 2012C

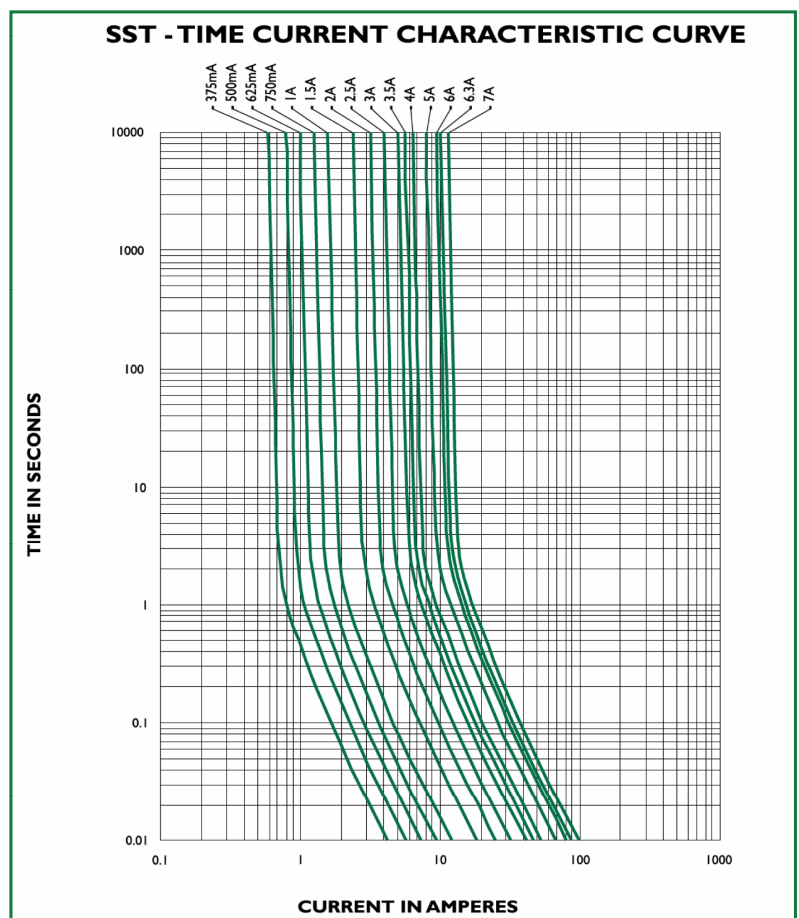
Electrical Specifications

Catalog Number	Ampere Rating (A)	Typical Cold Resistance (ohm)	Volt-drop @ 100% In (volt) Max.	Voltage Rating (V)	Interrupting Rating	Melting I ₂ T <10 m Sec (A ² Sec)	Melting I ₂ T @ 10 In (A ² Sec)	Maximum Power Dissipation (W)	Agency Approvals		
									UL US	SP	CE
SST375	375mA	0.72	0.53	125	125V @ 50A AC and DC	0.15	0.15	0.25	Y	Y	Y
SST500	500mA	0.49	0.52	125		0.27	0.28	0.30	Y	Y	Y
SST625	625mA	0.40	0.50	125		0.45	0.47	0.35	Y	Y	Y
SST750	750mA	0.25	0.42	125		0.66	0.69	0.39	Y	Y	Y
SST1	1A	0.162	0.35	125		1.2	1.3	0.47	Y	Y	Y
SST 1.5	1.5A	0.081	0.26	125		3	3.1	0.62	Y	Y	Y
SST 2	2A	0.061	0.24	125		5	5.7	0.68	Y	Y	Y
SST2.5	2.5A	0.044	0.22	125		9	9	0.74	Y	Y	Y
SST3	3A	0.033	0.20	125		14	16	0.80	Y	Y	Y
SST3.5	3.5A	0.027	0.19	125		18	20	0.84	Y	Y	Y
SST4	4A	0.024	0.19	125		23	26	0.88	Y	Y	Y
SST5	5A	0.017	0.18	125		38	43	0.95	Y	Y	Y
SST6	6A	0.013	0.18	125		56	63	1.02	Y	Y	Y
SST6.3	6.3A	0.012	0.17	125		62	70	1.03	Y	Y	Y
SST7	7A	0.011	0.16	125		80	90	1.08	Y	Y	Y

Temperature Derating Curve



Average Time Current Curve



Specifications Subject to change without notice.

CORPORATE OFFICE

Bel Fuse Inc.
206 Van Vorst Street
Jersey City, NJ 07302
Tel 201-432-0463
Fax 201-432-9542
E-Mail: belfuse@belf.com
Website: www. belfuse.com

FAR EAST OFFICE

Bel Fuse Ltd.
8/F Luk Hop Industrial Building
8 Luk Hop Street
San Po Kong
Kowloon, Hong Kong
Tel 852-2328-5515
Fax 852-2352-3706

EUROPE OFFICE

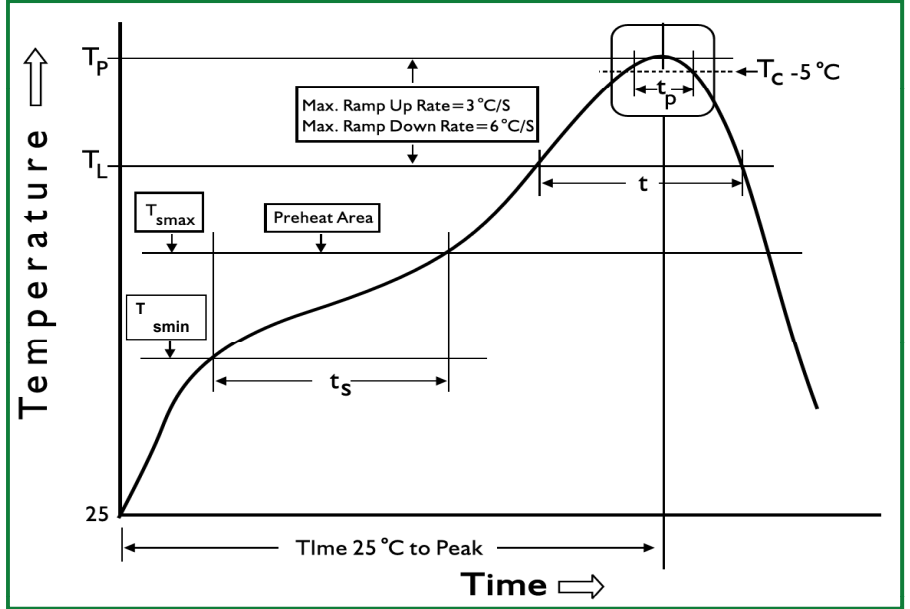
Bel Fuse Europe Ltd.
Preston Technology Management Centre
Marsh Lane, Suite F15
Preston, Lancashire, PR1 8UQ
United Kingdom
Tel 44-1772-556601
Fax 44-1772-561008

EUROPE

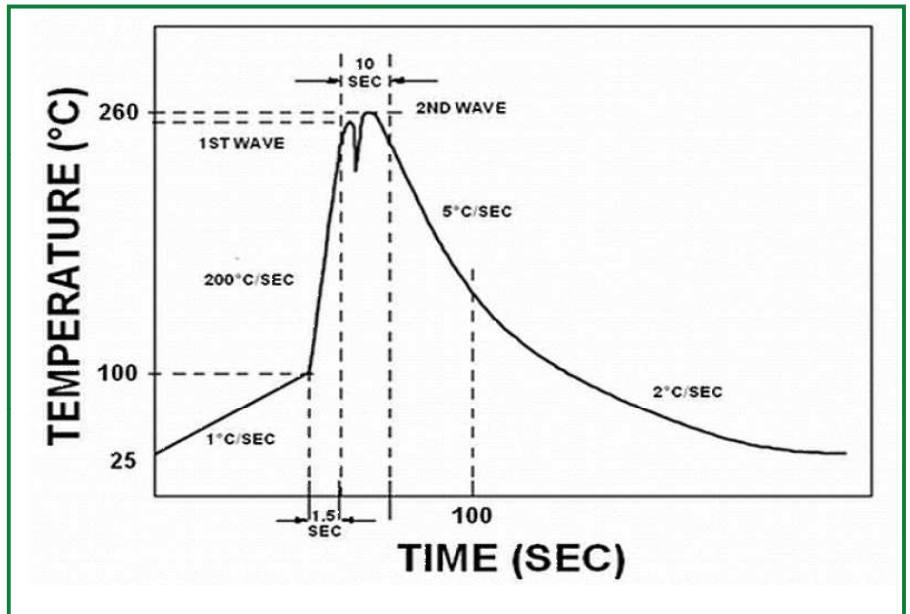
Bel Stewart GmbH
Industriestrasse 20
61381 Friedrichsdorf
Germany
Tel 49-6172-9552-0
Fax 49-6172-9552-40

Soldering Parameters

Lead-Free IR Reflow Profile (IPC/JEDEC J-STD-020D)	
Reflow Parameter	
Minimum preheat temperature (TsMIN)	150 °C
Maximum preheat temperature (TsMAX)	200 °C
Preheat Time	60-180 seconds
TsMAX to TL ramp-up rate	3 °C/second max.
Time above temperature TL (tL)	217 °C 60-120 seconds
Peak Temperature (TP)	260 °C max.
Time within 5° of Peak TP	20-40 seconds
Ramp-down rate	6 °C/second max.



Lead-free Wave Soldering Profile	
Wave Soldering Parameter	
Average ramp-up rate	200°C / second
Heating rate during preheat	typical 1 - 2°C / second Max. 4°C/ second
Final preheat temperature	within 125°C of soldering temperature
Peak temperature Tp	260°C
Time within +0 °C / -5°C of actual peak temperature	10 seconds
Ramp-down rate	5 °C / second max.



Type SST



Square Ceramic Surface Mount Slow Blow Fuse

2410 Size
RoHS 6 Compliant
HF (Pb)



SST June2012D

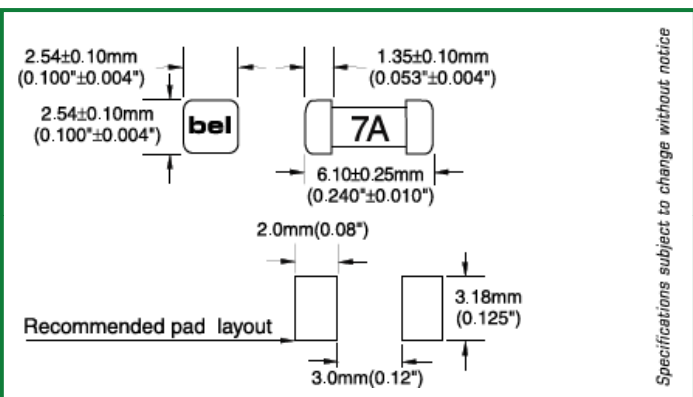
Physical Specifications

Materials	Body : Ceramic
	Terminations: Palladium Plated Brass Caps
Marking	On Fuse:
	" Current Rating" in green color,
	" bel " stamped in end caps
	On label:
	"bel" , "SST", "Current Rating", "Voltage Rating", "Interrupting Rating", "Appropriate Safety Logos" and "  ", "  "(China RoHS compliant).

Environmental Specifications

Shock Resistance	MIL-STD-202G, Method 213B, Test Condition I (100 G's peak for 6 milliseconds; Sawtooth Waveform)
Vibration Resistance	MIL-STD-202G, Method 201A (10-55 Hz, 0.06 inch, total excursion).
Salt Spray Resistance	MIL-STD-202G, Method 101E, Test condition B (48 hrs).
Insulation Resistance	MIL-STD-202G, Method 302, Test Condition A (After Opening) 10,000 ohms minimum.
Solderability	MIL-STD-202G, Method 208H
Resistance to solder Heat	MIL-STD-202G Method 210F, Test Condition C. Top Side (260 °C, 20 sec) MIL-STD-202G Method 210F, Test Condition D. Bottom Side (260 °C, 10 sec)
Thermal Shock	MIL-STD-202G, Method 107G, Test Condition B (-65 °C to +125 °C).
Operating Temperature	-55 °C to +125 °C

Mechanical Dimensions



Ordering Information

0680 - XXXX - XX

FUSE TYPE _____
0680

AMPERE RATING _____
Refer to fuse FGNO explanation table

QUANTITY & PACKAGING CODE _____
01 = 1000 pcs with Tape and Reel
05 = 5000 pcs with Tape and Reel

Packaging

Packaging Tape & Reel	Packaging Specification	Quantity	Quantity & Packaging Code
12 mm wide tape with 13 inches Diameter reel	EIA Standard 481-D	5000	05
12 mm wide tape with 7 inches Diameter reel	EIA Standard 481-D	1000	01

Specifications Subject to change without notice.

CORPORATE OFFICE
Bel Fuse Inc.
206 Van Vorst Street
Jersey City, NJ 07302
Tel 201-432-0463
Fax 201-432-9542
E-Mail: belfuse@belf.com
Website: www. belfuse.com

FAR EAST OFFICE
Bel Fuse Ltd.
8/F Luk Hop Industrial Building
8 Luk Hop Street
San Po Kong
Kowloon, Hong Kong
Tel 852-2328-5515
Fax 852-2352-3706

EUROPE OFFICE
Bel Fuse Europe Ltd.
Preston Technology Management Centre
Marsh Lane, Suite F15
Preston, Lancashire, PR1 8UQ
United Kingdom
Tel 44-1772-556601
Fax 44-1772-561008

EUROPE
Bel Stewart GmbH
Industriestrasse 20
61381 Friedrichsdorf
Germany
Tel 49-6172-9552-0
Fax 49-6172-9552-40