



UMTS May2012D

RoHS 6 Compliant

**Type UMTS ,250V UMF**  
**Square Ceramic Surface Mount Time Lag Fuse**



**UMTS Series Fuse**



**Features**

- Time Lag
- 250VAC Voltage Rating
- Wide range of current rating from 100mA to 6.3A
- Wide operating temperature range
- Tape and Reel for auto-insert SMD process.
- RoHS6 compliant
- Halogen Free
- Leadfree

**Applications**

- Lighting system
- LCD monitor
- Office electronic equipment
- Industrial equipment
- Medical equipment
- Power supply

HALOGEN FREE =

LEAD FREE =

**Electrical Characteristics**

Testing Current	Blow Time	
	Minimum	Maximum
125%	1 Hr.	N/A
200%	N/A	2 Min.
1000%	0.01 Sec	0.1 Sec

**Safety Agent Approvals**

SAFETY AGENCY	SAFETY AGENCY CERTIFICATE	AMPERE RANGE / VOLT @ I.R.ABILITY
	E315341	100mA - 6.3A / 250V @150A AC and 350V @100A AC
		100mA - 6.3A / 250V @150A AC and 350V @100A AC

# Type UMTS , 250V UMF



## Square Ceramic Surface Mount Time Lag Fuse

RoHS 6 Compliant



UMTS May2012D

### Electrical Specifications

Catalog Number	Ampere Rating (A)	Typical Cold Resistance (ohm)	Volt-drop @100% In (volt) Max.	Voltage Rating (V)	Interrupting Rating	Melting I <sup>2</sup> T @ 10 In (A <sup>2</sup> Sec)	Maximum Power Dissipation (W)	Agency Approvals	
									
UMTS 250	250mA	0.78	0.314	250	100mA - 6.3A / 250V @150A AC and 350V @100A AC	0.26	0.12	Y	Y
UMTS 315	315mA	0.56	0.279	250		0.42	0.14	Y	Y
UMTS 400	400mA	0.35	0.248	250		0.67	0.16	Y	Y
UMTS 500	500mA	0.245	0.221	250		1.1	0.19	Y	Y
UMTS 630	630mA	0.180	0.197	250		1.7	0.21	Y	Y
UMTS 800	800mA	0.132	0.175	250		2.8	0.25	Y	Y
UMTS 1	1A	0.085	0.156	250		4.4	0.28	Y	Y
UMTS 1.25	1.25A	0.065	0.139	250		7.0	0.33	Y	Y
UMTS 1.6	1.6A	0.061	0.110	250		5.6	0.37	Y	Y
UMTS 2	2A	0.043	0.108	250		9.2	0.43	Y	Y
UMTS 2.5	2.5A	0.035	0.106	250		15	0.50	Y	Y
UMTS 3.15	3.15A	0.025	0.104	250		25	0.57	Y	Y
UMTS 4	4A	0.020	0.101	250		42	0.66	Y	Y
UMTS 5	5A	0.014	0.099	250		69	0.75	Y	Y
UMTS 6.3	6.3A	0.011	0.097	250		113	0.87	Y	Y

Consult manufacturer for other ratings

#### CORPORATE OFFICE

**Bel Fuse Inc.**  
 206 Van Vorst Street  
 Jersey City, NJ 07302  
 Tel 201-432-0463  
 Fax 201-432-9542  
 E-Mail: belfuse@belf.com  
 Website: www.belfuse.com

#### FAR EAST OFFICE

**Bel Fuse Ltd.**  
 8/F Luk Hop Industrial Building  
 8 Luk Hop Street  
 San Po Kong  
 Kowloon, Hong Kong  
 Tel 852-2328-5515  
 Fax 852-2352-3706

#### EUROPE OFFICE

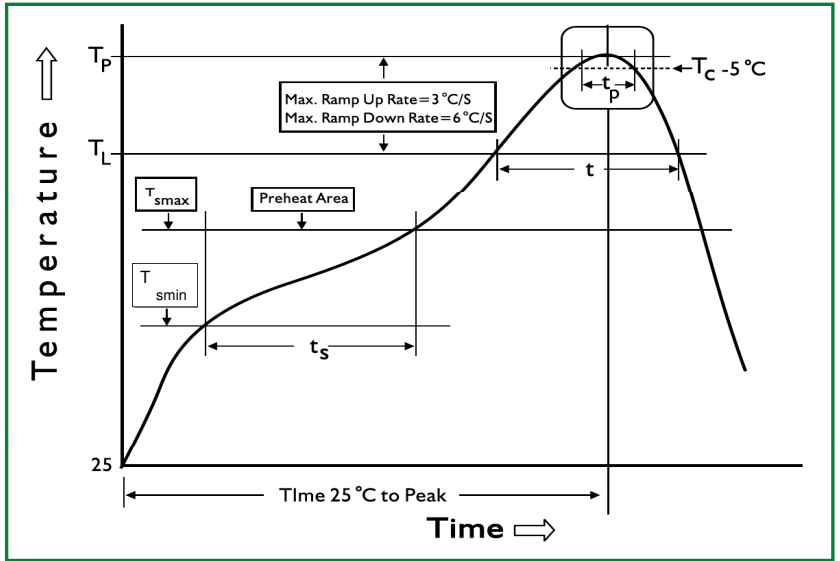
**Bel Fuse Europe Ltd.**  
 Preston Technology Management Centre  
 Marsh Lane, Suite F15  
 Preston, Lancashire, PR1 8UQ  
 United Kingdom  
 Tel 44-1772-556601  
 Fax 44-1772-561008

#### EUROPE

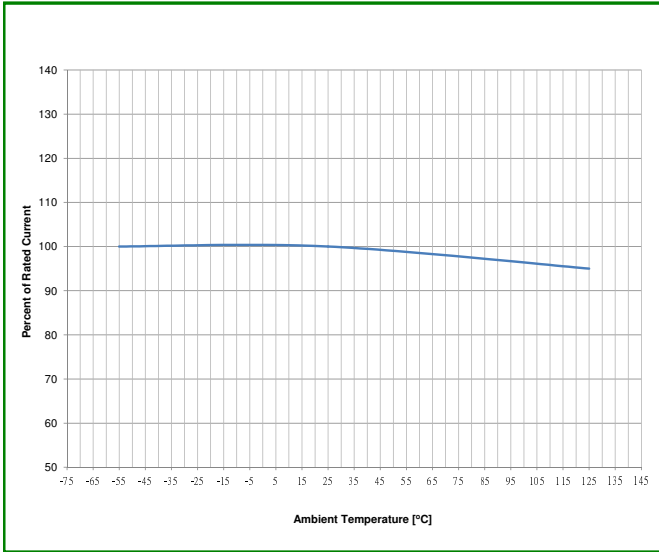
**Bel Stewart GmbH**  
 Industriestrasse 20  
 61381 Friedrichsdorf  
 Germany  
 Tel 49-6172-9552-0  
 Fax 49-6172-9552-40

Soldering Parameters

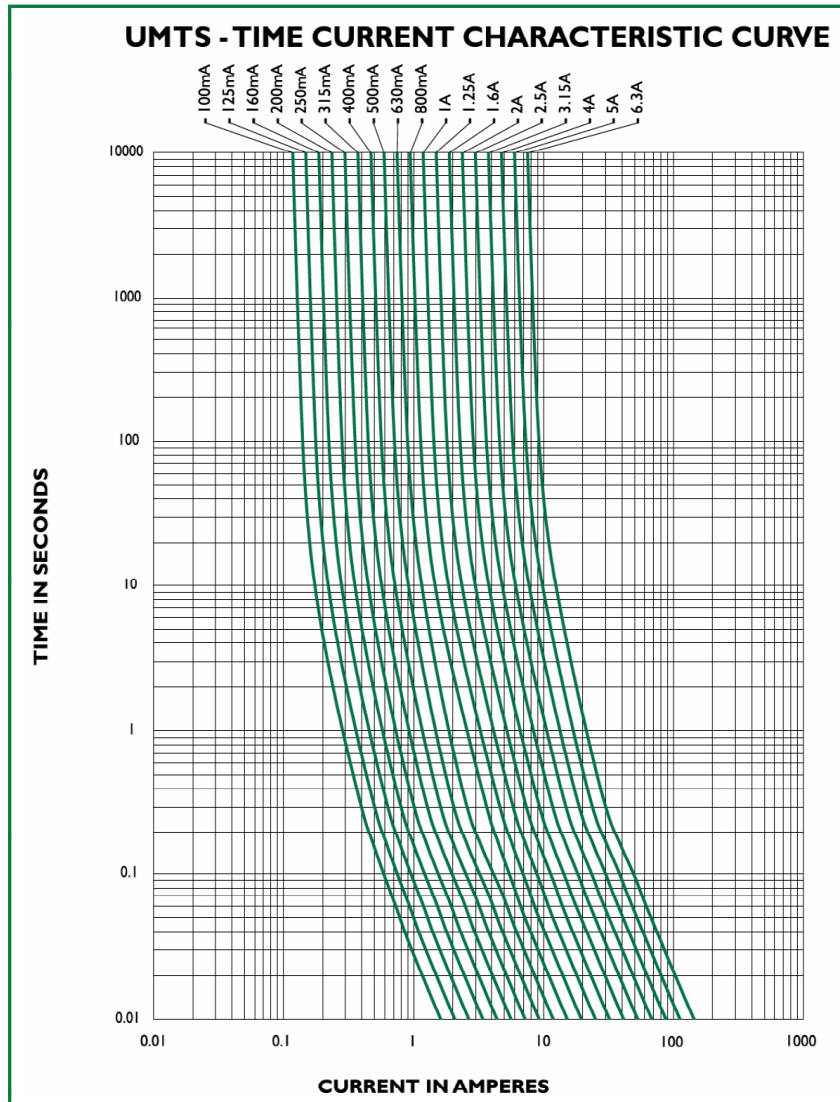
IR Reflow Profile	
Reflow Parameter	
Minimum preheat temperature(TsMIN)	130°C
Maximum preheat temperature(TsMAX)	170°C
Preheat Time	60-180 seconds
TsMAX to TL ramp-up rate	3°C / second max.
Time above temperature TL(tL)	200 °C 60-120 seconds
Peak Temperature (TP)	240 °C max.
Time Within 5σ of Peak TP	20 - 30 seconds.
Ramp-down rate	6°C / second max.



Temperature Derating Curve



Average Time Current Curve



# Type UMTS, 250V UMF

## Square Ceramic Surface Mount Time Lag Fuse



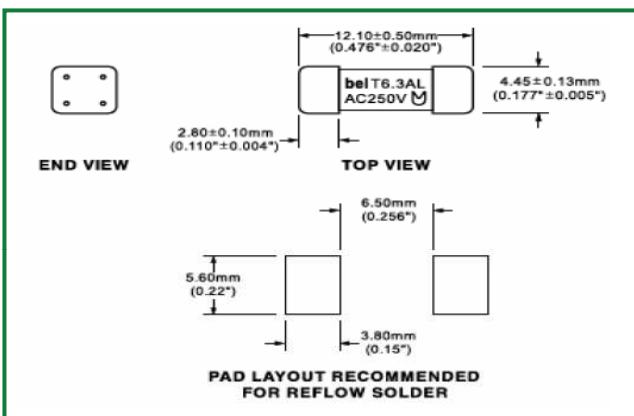
### Physical Specifications

<b>Materials</b>	Body : Ceramic
	Terminations: Brass Caps, gold plated with nickel undercoating
<b>Marking</b>	On Fuse: " bel ", " T ", " Current Rating ", " L ", "250V", in black color,
	On label:
	"bel" , "UMTS", "Current Rating", "Voltage Rating", "Interrupting Rating", "Appropriate Safety Logos" and  (China RoHS compliant).

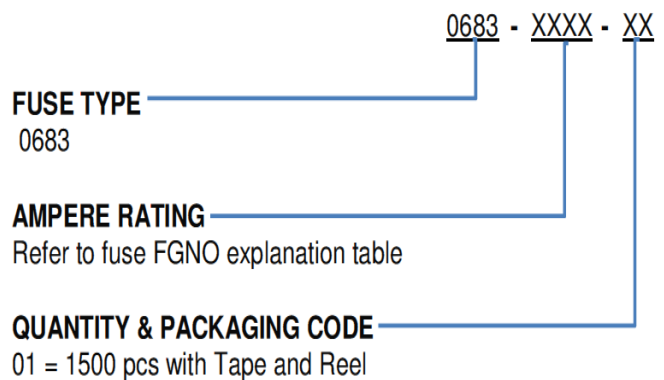
### Environmental Specifications

<b>Shock Resistance</b>	MIL-STD-202G, Method 213B, Test Condition I (100 G's peak for 6 milliseconds; Sawtooth Waveform)
<b>Vibration Resistance</b>	MIL-STD-202G, Method 201A (10-55 Hz, 0.06 inch, total excursion).
<b>Salt Spray Resistance</b>	MIL-STD-202G, Method 101E, Test condition B (48 hrs).
<b>Insulation Resistance</b>	MIL-STD-202G, Method 302, Test Condition B (After Opening) 0.1Mohms minimum.
<b>Solderability</b>	MIL-STD-202G, Method 208H
<b>Resistance to solder Heat</b>	MIL-STD-202G Method 210F, Test Condition J.(235 °C, 30 sec)
<b>Thermal Shock</b>	MIL-STD-202G, Method 107G, Test Condition B (-65 °C to +125 °C).
<b>Operating Temperature</b>	-55 °C to +125 °C

### Mechanical Dimensions



### Ordering Information



### Packaging

Packaging Tape & Reel	Packaging Specification	Quantity	Quantity & Packaging Code
24 mm wide tape with 13 inches Diameter reel	EIA Standard 481-D	1500	01

Specifications Subject to change without notice.

**CORPORATE OFFICE**  
**Bel Fuse Inc.**  
 206 Van Vorst Street  
 Jersey City, NJ 07302  
 Tel 201-432-0463  
 Fax 201-432-9542  
 E-Mail: belfuse@belf.com  
 Website: www. belfuse.com

**FAR EAST OFFICE**  
**Bel Fuse Ltd.**  
 8/F Luk Hop Industrial Building  
 8 Luk Hop Street  
 San Po Kong  
 Kowloon, Hong Kong  
 Tel 852-2328-5515  
 Fax 852-2352-3706

**EUROPE OFFICE**  
**Bel Fuse Europe Ltd.**  
 Preston Technology Management Centre  
 Marsh Lane, Suite F15  
 Preston, Lancashire, PR1 8UQ  
 United Kingdom  
 Tel 44-1772-556601  
 Fax 44-1772-561008

**EUROPE**  
**Bel Stewart GmbH**  
 Industriestrasse 20  
 61381 Friedrichsdorf  
 Germany  
 Tel 49-6172-9552-0  
 Fax 49-6172-9552-40