

## Type C1S

### Surface Mount Slow Blow Chip Fuse

 1206 Size  
 RoHS 6 Compliant



 HF  C1S Series Fuse




#### Electrical Characteristics (UL STD.248-14)

Testing current	Blow Time	
	Minimum	Maximum
100%	4 hrs.	N/A
200%	1 sec	120 sec
300%	0.1 sec	3 sec
800%	0.002 sec	0.05 sec

#### Features

- Slow Blow
- Small size, 1206 SMD
- Current rating from 750mA to 5A
- Wide operating temperature range from -55°C to 125°C
- Tape and Reel for automatic SMD placement
- Compatible with reflow and wave soldering
- RoHS6 compliant
- Halogen Free 
- Leadfree 



#### Applications

- Notebook
- LCD monitor
- PC computer
- Office electronic equipment
- Industrial equipment
- Medical equipment
- POE, POE+
- LCD / LED monitor
- Power supply
- LCD / LED TV
- DC-DC Converter

 HALOGEN FREE = 

 LEAD FREE = 

#### Safety Agency Approvals

SAFETY AGENCY	SAFETY AGENCY CERTIFICATE	AMPERE RANGE / VOLT @ I.R.ABILITY
	E20624	750mA - 5A / 63V AC & DC @ 50A
		

Specifications Subject to change without notice.

# Type C1S

## Surface Mount Slow Blow Chip Fuse

1206 Size  
RoHS 6 Compliant

HF Pb

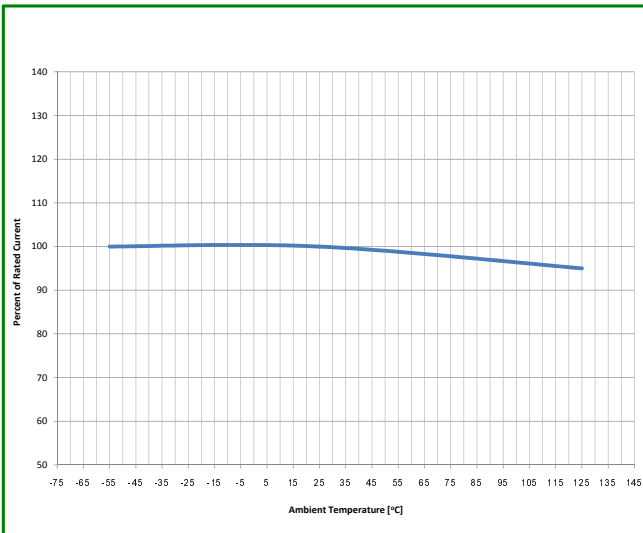


C1S May2012C

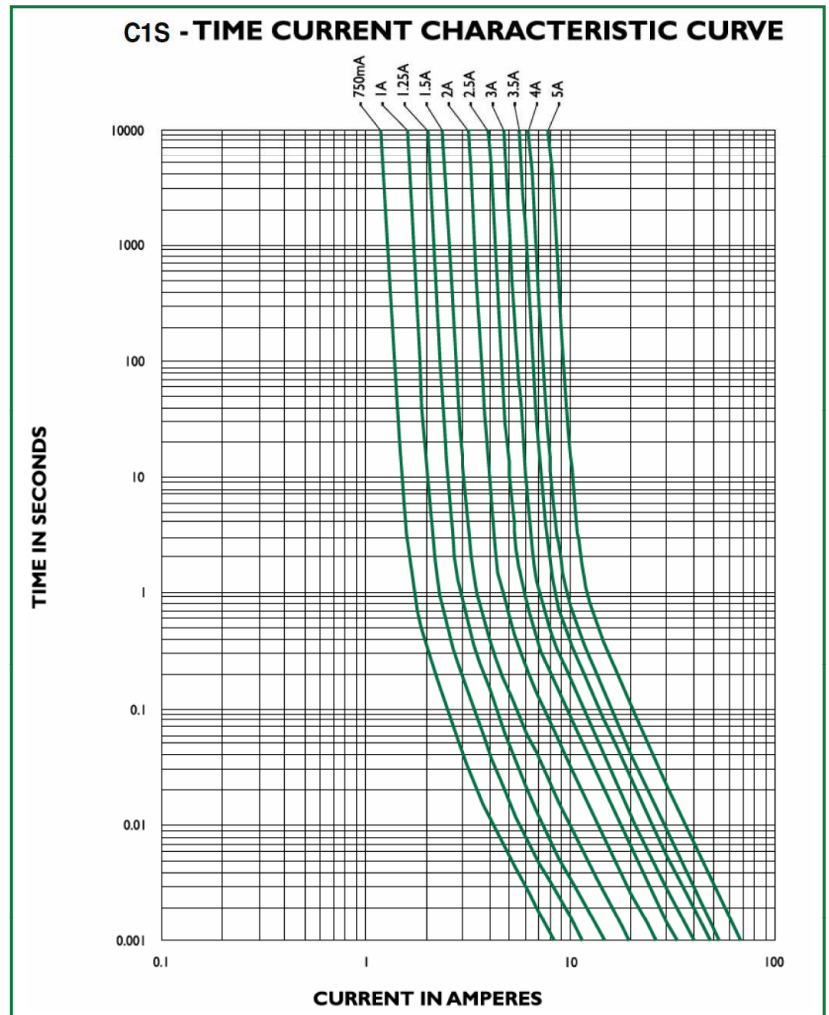
### Electrical Specifications

Catalog Number	Ampere Rating (A)	Nominal Cold Resistance (ohm)	Nominal Volt-drop @100% In (volt)	Interrupting Rating	Max. Voltage Rating (V)	Melting I <sup>2</sup> T @ 10 In (A <sup>2</sup> Sec)	Nominal Power Dissipation @100% In (W)	Agency Approvals	
								UL US	CE
C1S 750	750mA	0.350	0.333	750mA - 5A / 63V AC & DC @ 50A	63	0.07	0.25	Y	Y
C1S 1	1A	0.285	0.349		63	0.12	0.35	Y	Y
C1S 1.25	1.25A	0.225	0.346		63	0.18	0.43	Y	Y
C1S 1.5	1.5A	0.182	0.348		63	0.27	0.52	Y	Y
C1S 2	2A	0.105	0.254		63	0.50	0.51	Y	Y
C1S 2.5	2.5A	0.072	0.221		63	0.75	0.55	Y	Y
C1S 3	3A	0.050	0.182		63	1.12	0.55	Y	Y
C1S 3.5	3.5A	0.040	0.171		63	1.69	0.60	Y	Y
C1S 4	4A	0.032	0.160		63	2.07	0.64	Y	Y
C1S 5	5A	0.022	0.140		63	3.10	0.70	Y	Y

### Temperature Derating Curve



### Average Time Current Curve



Specifications Subject to change without notice.

**CORPORATE OFFICE**  
 Bel Fuse Inc.  
 206 Van Vorst Street  
 Jersey City, NJ 07302  
 Tel 201-432-0463  
 Fax 201-432-9542  
 E-Mail: belfuse@belf.com  
 Website: www. belfuse.com

**FAR EAST OFFICE**  
 Bel Fuse Ltd.  
 8/F Luk Hop Industrial Building  
 8 Luk Hop Street  
 San Po Kong  
 Kowloon, Hong Kong  
 Tel 852-2328-5515  
 Fax 852-2352-3706

**EUROPE OFFICE**  
 Bel Fuse Europe Ltd.  
 Preston Technology Management Centre  
 Marsh Lane, Suite F15  
 Preston, Lancashire, PR1 8UQ  
 United Kingdom  
 Tel 44-1772-556601  
 Fax 44-1772-561008

**EUROPE**  
 Bel Stewart GmbH  
 Industriestrasse 20  
 61381 Friedrichsdorf  
 Germany  
 Tel 49-6172-9552-0  
 Fax 49-6172-9552-40

# Type C1S

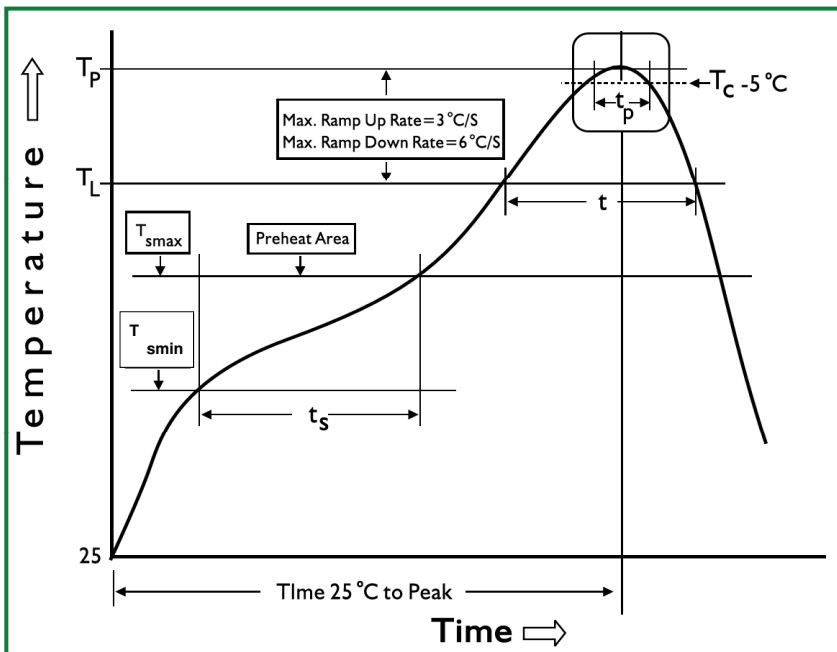
Surface Mount Slow Blow Chip Fuse

1206 Size  
RoHS 6 Compliant

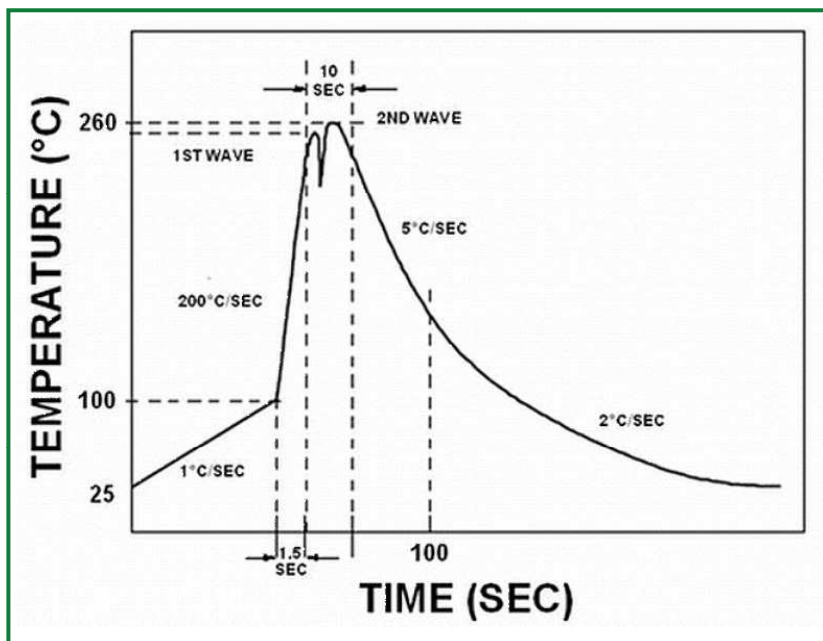


## Soldering Parameters

Lead-Free IR Reflow Profile (IPC/JEDEC J-STD-020D)	
Reflow Parameter	
Minimum preheat temperature (TsMIN)	150 °C
Maximum preheat temperature (TsMAX)	200 °C
Preheat Time	60-180 seconds
TsMAX to TL ramp-up rate	3 °C/second max.
Time above temperature TL (tL)	217 °C 60-120 seconds
Peak Temperature (TP)	260 °C max.
Time within 5° of Peak TP	20-40 seconds
Ramp-down rate	6 °C/second max.



Lead-free Wave Soldering Profile	
Wave Soldering Parameter	
Average ramp-up rate	200°C / second
Heating rate during preheat	typical 1 - 2 °C / second Max. 4°C/ second
Final preheat temperature	within 125°C of soldering temperature
Peak temperature (TP)	260°C
Time within +0 °C / -5°C of actual peak temperature	10 seconds
Ramp-down rate	5 °C / second max.



Specifications Subject to change without notice.

## Type C1S Surface Mount Slow Blow Chip Fuse

1206 Size  
RoHS 6 Compliant



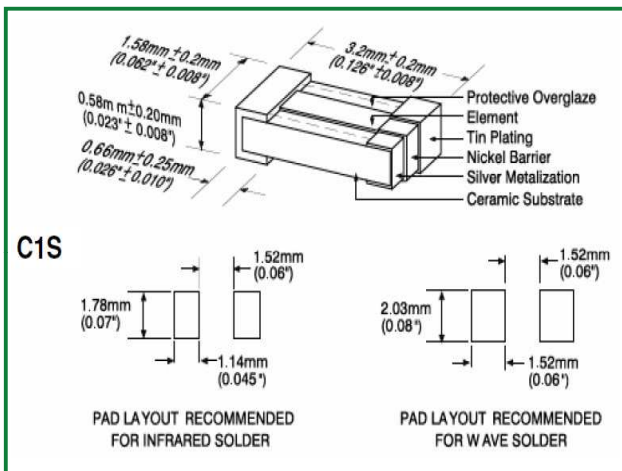
### Physical Specifications

<b>Materials</b>	Body : Ceramic Substrate
	Terminations: Ag / Ni / Sn (100% Lead -free)
	Element Cover Coating : Lead-free Glass
<b>Marking</b>	On Fuse: <b>None</b>
	On label:
	"bel", "C1S", "Current Rating", "Voltage Rating", "Interrupting Rating", "Appropriate Safety Logos" and "  ", "  " (China RoHS compliant).

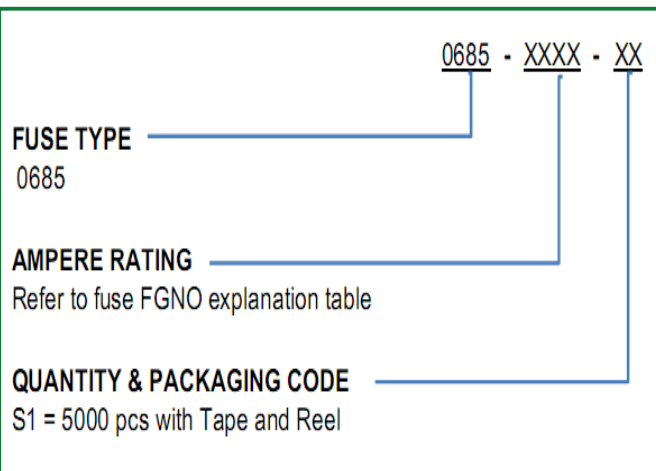
### Environmental Specifications

<b>Shock Resistance</b>	MIL-STD-202G, Method 213B, Test Condition I (100 G's peak for 6 milliseconds; Sawtooth Waveform)
<b>Vibration Resistance</b>	MIL-STD-202G, Method 201A (10-55 Hz, 0.06 inch, total excursion).
<b>Salt Spray Resistance</b>	MIL-STD-202G, Method 101E, Test condition B (48 hrs).
<b>Insulation Resistance</b>	MIL-STD-202G, Method 302, Test Condition A (After Opening) 10,000 ohms minimum.
<b>Solderability</b>	MIL-STD-202G, Method 208H
<b>Resistance to solder Heat</b>	MIL-STD-202G Method 210F, Test Condition C. Top Side (260 °C, 20 sec) MIL-STD-202G Method 210F, Test Condition D. Bottom Side (260 °C, 10 sec)
<b>Thermal Shock</b>	MIL-STD-202G, Method 107G, Test Condition B (-65 °C to +125 °C).
<b>Operating Temperature</b>	-55 °C to +125 °C

### Mechanical Dimensions



### Ordering Information



### Packaging

Packaging Tape & Reel	Packaging Specification	Quantity	Quantity & Packaging Code
8 mm wide tape with 7 inches Diameter reel	EIA Standard 481-D	5000	0685-XXXX-S1

Specifications Subject to change without notice.

**CORPORATE OFFICE**  
**Bel Fuse Inc.**  
 206 Van Vorst Street  
 Jersey City, NJ 07302  
 Tel 201-432-0463  
 Fax 201-432-9542  
 E-Mail: belfuse@belf.com  
 Website: www. belfuse.com

**FAR EAST OFFICE**  
**Bel Fuse Ltd.**  
 8/F Luk Hop Industrial Building  
 8 Luk Hop Street  
 San Po Kong  
 Kowloon, Hong Kong  
 Tel 852-2328-5515  
 Fax 852-2352-3706

**EUROPE OFFICE**  
**Bel Fuse Europe Ltd.**  
 Preston Technology Management Centre  
 Marsh Lane, Suite F15  
 Preston, Lancashire, PR1 8UQ  
 United Kingdom  
 Tel 44-1772-556601  
 Fax 44-1772-561008

**EUROPE**  
**Bel Stewart GmbH**  
 Industriestrasse 20  
 61381 Friedrichsdorf  
 Germany  
 Tel 49-6172-9552-0  
 Fax 49-6172-9552-40