


ULTRA LOW PHASE NOISE AMPLIFIER MODULE, 3 - 8 GHz

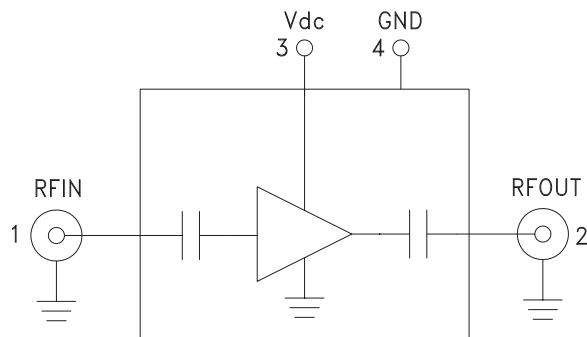


Typical Applications

The HMC-C079 is ideal for:

- Microwave Radio
- Military & Space
- Test Instrumentation
- VSAT

Functional Diagram



Features

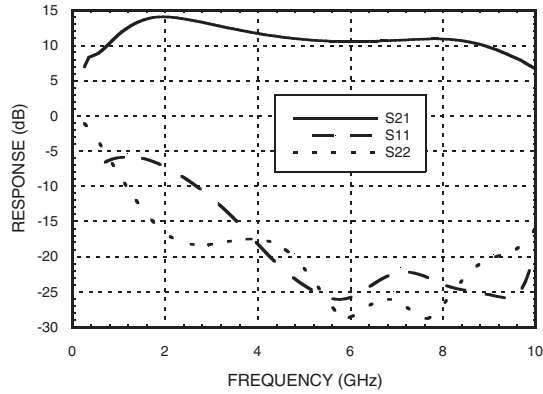
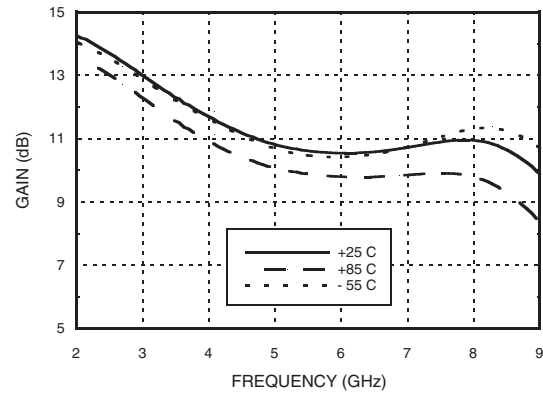
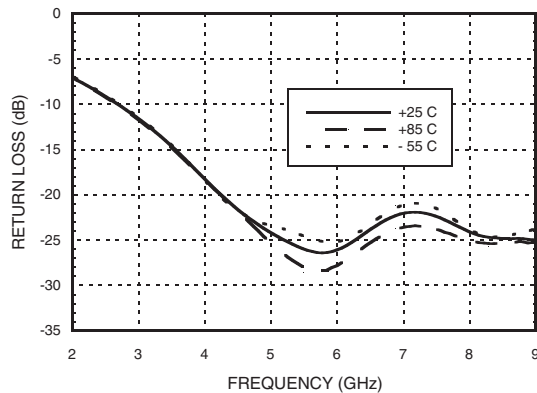
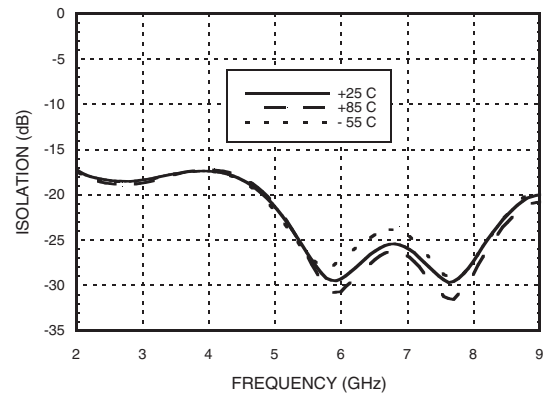
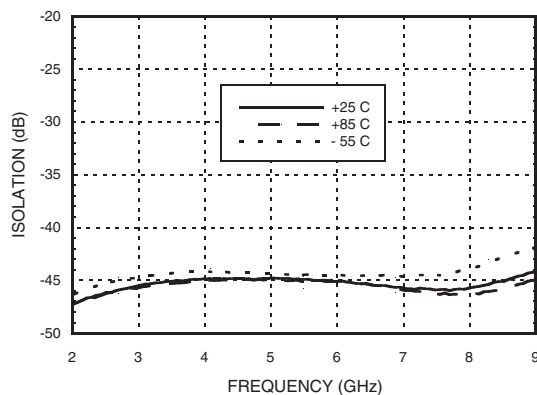
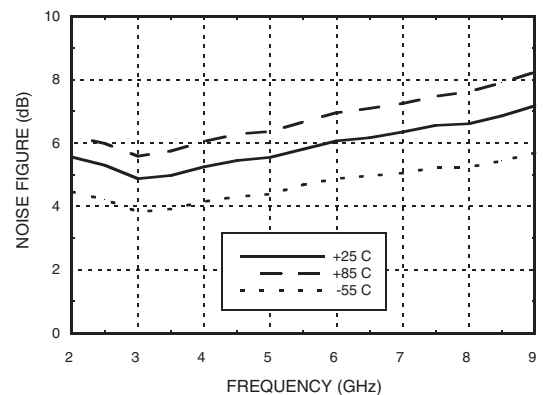
- Ultra Low Phase Noise: -162 dBc/Hz @ 1 kHz
- Noise Figure: 6 dB
- Gain: 11 dB
- Psat: +21 dBm
- 50 Ohm Matched Input/Output
- Single Supply Voltage: +7V @ 110mA
- Hermetically Sealed Module
- Field Replaceable SMA Connectors
- 55 °C to +85 °C Operating Temperature

General Description

The HMC-C079 is a GaAs HBT Ultra Low Noise Amplifier in a miniature, hermetic module designed to operate between 3 and 8 GHz. This high dynamic range amplifier module provides 11 dB of gain, 6 dB noise figure and up to +21 dBm of output power with a single supply of +7V. The ultra low phase noise contribution of -162 dBc/Hz at 1 kHz offset, enables superior modulation accuracy within transceiver architectures. The wideband distributed amplifier I/O's are internally matched to 50 Ohms and DC blocked for robust performance. The module features removable SMA connectors which can be detached to allow direct connection of the I/O pins to a microstrip or coplanar circuit.

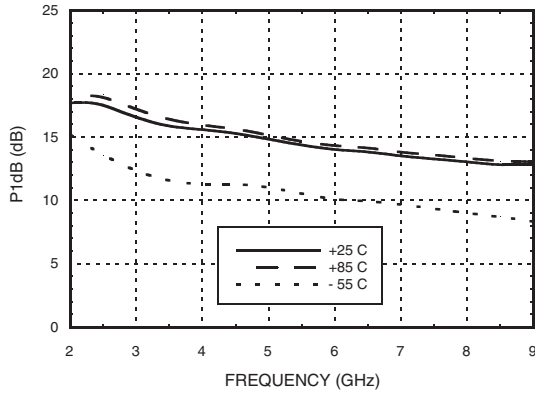
Electrical Specifications, $T_A = +25^\circ\text{C}$, $V_{dc} = +7V$

Parameter	Min.	Typ.	Max.	Units
Frequency Range		3 - 8		GHz
Vdc Range	6.5	7	8	V
Gain	9	11		dB
Gain Variation Over Temperature		0.01		dB/ °C
Noise Figure		6		dB
Input Return Loss		18		dB
Output Return Loss		20		dB
Output Power for 1 dB Compression (P1dB)	11	14		dBm
Saturated Output Power (Psat)		21		dBm
Output Third Order Intercept (IP3)		25		dBm
Phase Noise @ 100 Hz, Psat, 6 GHz		-148		dBc/Hz
Phase Noise @ 1 kHz, Psat, 6 GHz		-162		dBc/Hz
Phase Noise @ 10 kHz, Psat, 6 GHz		-168		dBc/Hz
Supply Current (Quiescent)		110	150	mA
Supply Current (Under RF Drive)			250	mA

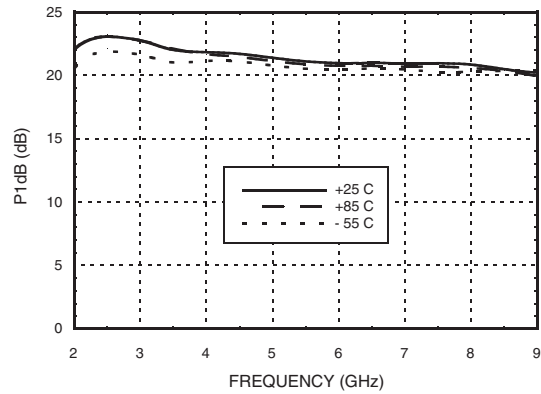
**ULTRA LOW PHASE NOISE
AMPLIFIER MODULE, 3 - 8 GHz**
Broadband, Gain & Return Loss

Gain vs. Temperature

Input Return Loss vs. Temperature

Output Return Loss vs. Temperature

Reverse Isolation vs. Temperature

Noise Figure vs. Temperature


ULTRA LOW PHASE NOISE AMPLIFIER MODULE, 3 - 8 GHz

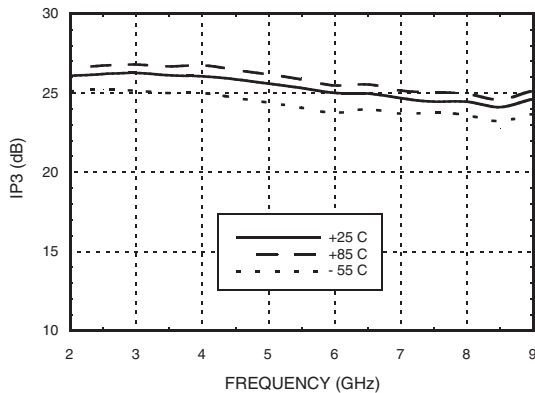
Output P1dB vs. Temperature



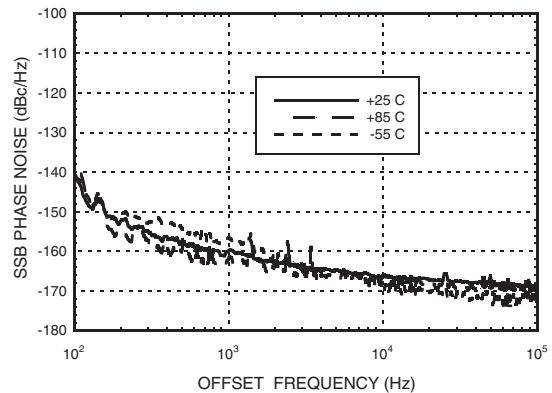
Output Psat vs. Temperature



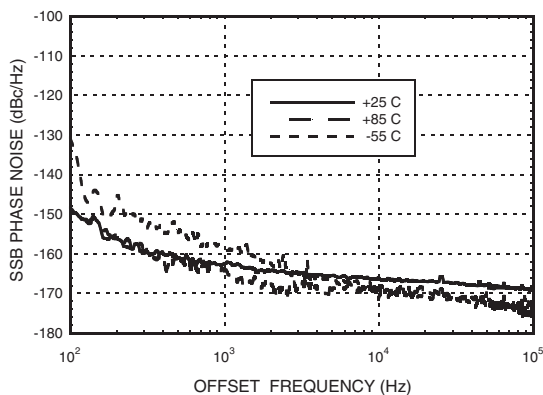
Output IP3 vs. Temperature



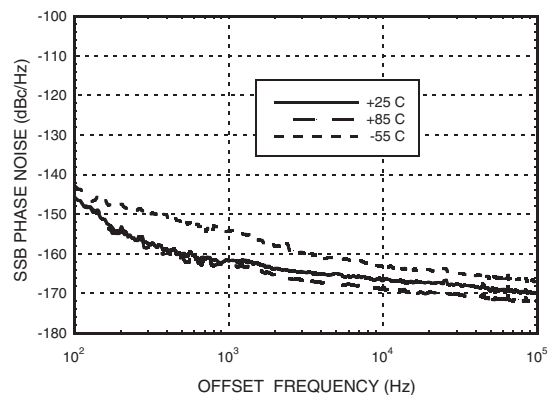
Phase Noise at Pout = 10 dBm @ 3.5 GHz



Phase Noise at Pout = P1dB @ 3.5 GHz

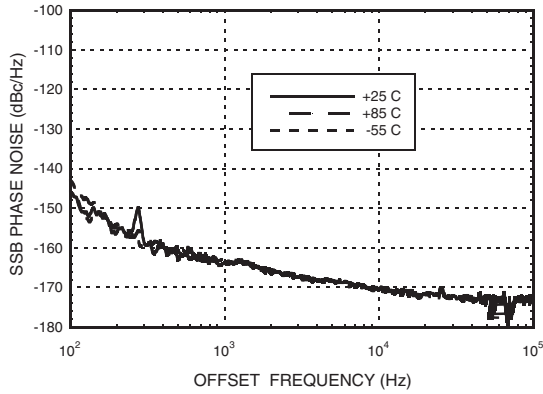


Phase Noise at Pout = Psat @ 3.5 GHz

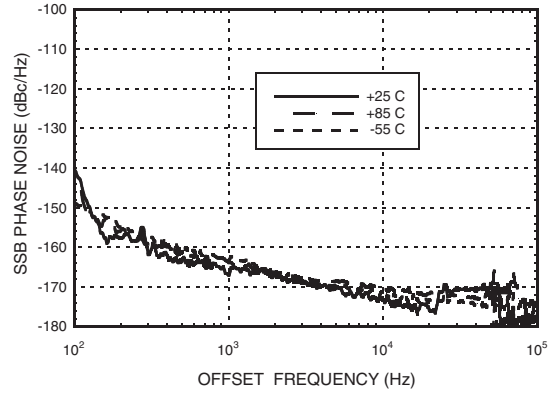


ULTRA LOW PHASE NOISE AMPLIFIER MODULE, 3 - 8 GHz

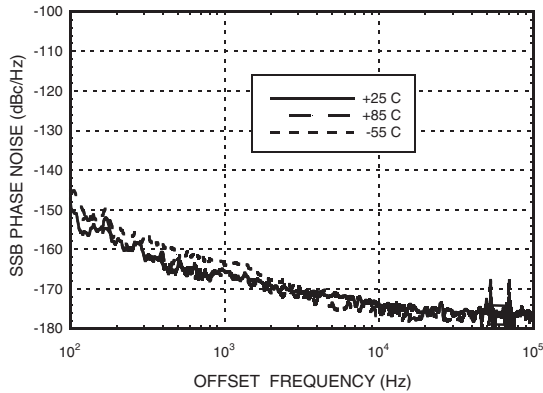
Phase Noise at Pout = 10 dBm @ 5.12 GHz



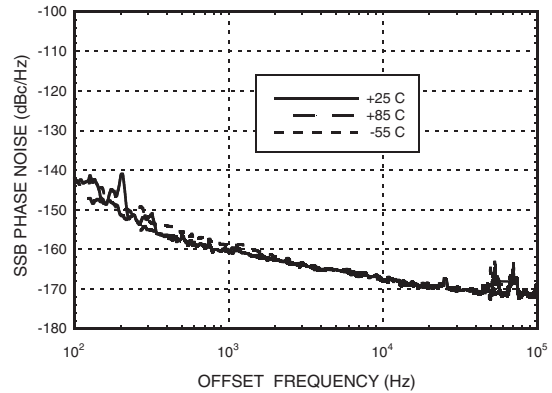
Phase Noise at Pout = P1dB @ 5.12 GHz



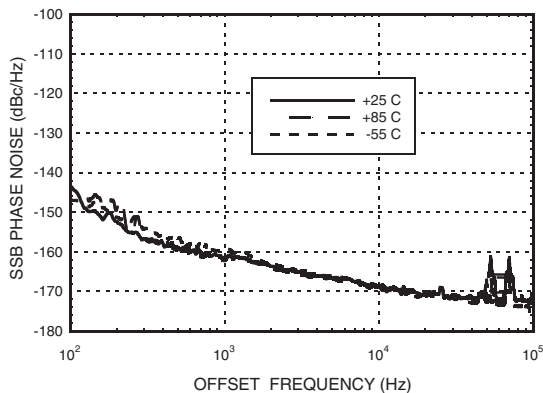
Phase Noise at Pout = Psat @ 5.12 GHz



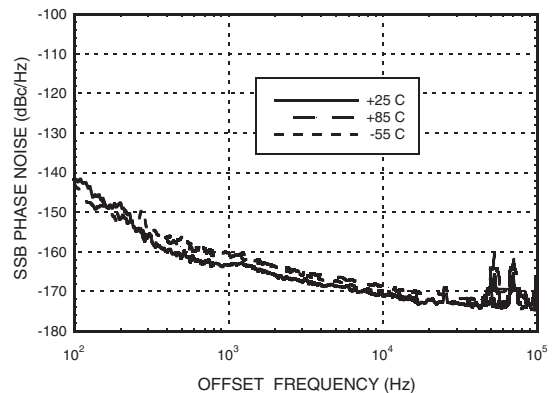
Phase Noise at Pout = 10 dBm @ 7 GHz



Phase Noise at Pout = P1dB @ 7 GHz



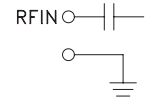
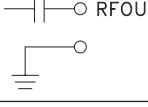


Phase Noise at Pout = Psat @ 7 GHz

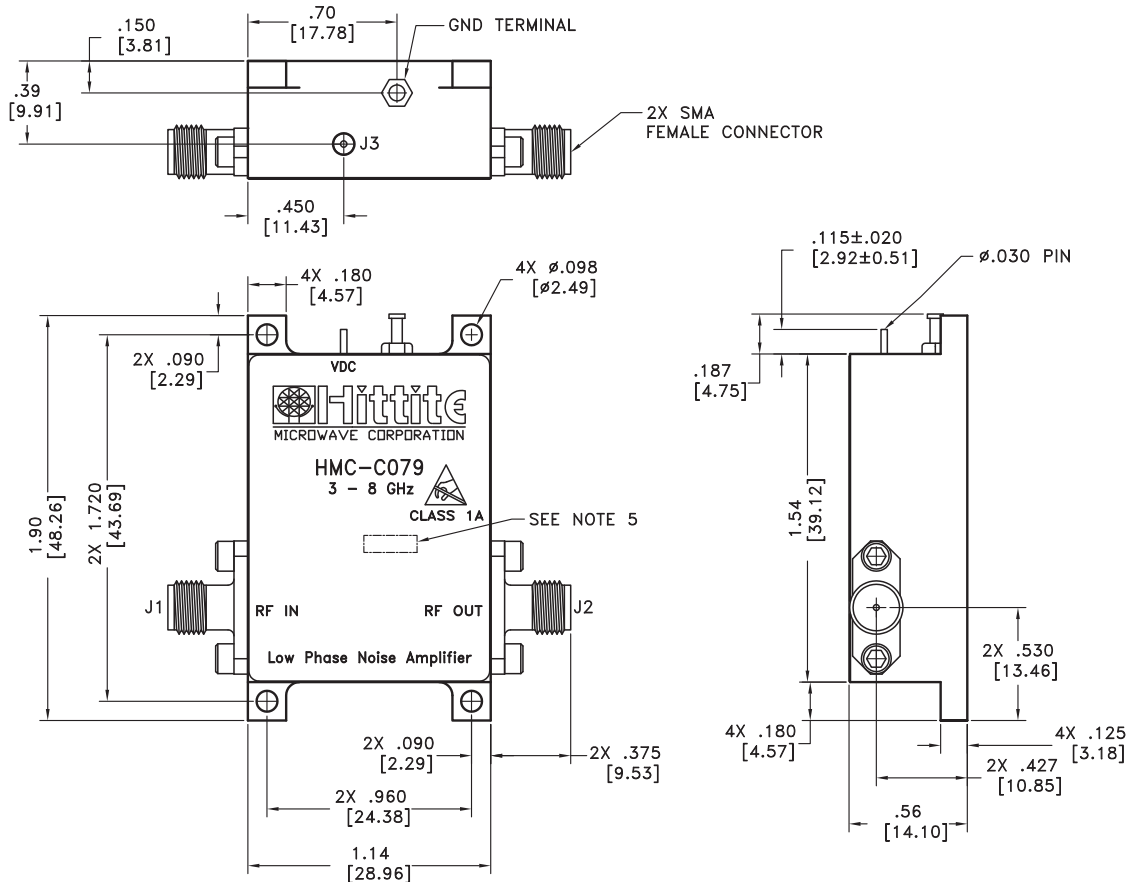



Absolute Maximum Ratings

Bias Supply Voltage (V)	+8V
RF Input Power (RFIN)	+15 dBm
Continuous P _{diss} (T = 85 °C)	1.2W
Storage Temperature	-65 to +150 °C
Operating Temperature	-55 to +85 °C
ESD Sensitivity (HBM)	Class 1A


**ELECTROSTATIC SENSITIVE DEVICE
OBSERVE HANDLING PRECAUTIONS**
Pin Descriptions

Pin Number	Function	Description	Interface Schematic
1	RFIN & RF Ground	RF input connector, coaxial female, field replaceable. This pin is AC coupled and matched to 50 Ohms.	
2	RFOUT & RF Ground	RF output connector, coaxial female, field replaceable. This pin is AC coupled and matched to 50 Ohms.	
3	Vdc	Power supply voltage for the amplifier.	
4	GND	Power supply ground.	

**ULTRA LOW PHASE NOISE
AMPLIFIER MODULE, 3 - 8 GHz**
Outline Drawing

Package Information

Package Type	C-16
Package Weight	107 gms [1]

 [1] \pm 1 gms Tolerance

NOTES:

1. PACKAGE, LEADS, COVER MATERIAL: KOVAR™
2. FINISH: GOLD PLATE OVER NICKEL PLATE.
3. ALL DIMENSIONS ARE IN INCHES [MILLIMETERS].
4. TOLERANCES:
 - 4.1 .XX = \pm .02
 - 4.2 .XXX = \pm .010
5. MARK LOT NUMBER ON 0.080 X 0.250 LABEL WHERE SHOWN, WITH 0.030" MIN TEXT HEIGHT.