

# HMC-T2270

Synthesized Signal Generator, 10 MHz to 70 GHz



# HMC-T2270

## SYNTHESIZED SIGNAL GENERATOR, 10 MHz to 70 GHz

v02.0712

### **Wide Frequency Range, 10 MHz to 70 GHz Signal Generator!**

The HMC-T2270 is an easy to implement test equipment solution designed to fulfill your signal generation needs. Built on a foundation of high quality and market leading Hittite MMICs, the HMC-T2270 provides high output power, low harmonic levels and broad frequency range.

This compact and light weight signal generator also features USB, GPIB and Ethernet interfaces ensuring carefree integration within various test environments while improving overall productivity and equipment utilization.

#### **Applications**

- ◆ ATE
- ◆ Test & Measurement
- ◆ R&D Laboratories

#### **Advantages**

- ◆ Versatile: Simplifies Test Set-Ups
- ◆ Efficient: 500  $\mu$ s Frequency Switching
- ◆ Reliable: Incorporates Hittite MMICs
- ◆ Flexible: Manual or Software Control  
Via USB, GPIB or Ethernet

#### **Performance**

- ◆ High Output Power:
  - +29 dBm @ 1 GHz
  - +3.0 dBm @ 70 GHz
- ◆ Wide Frequency Range:  
10 MHz to 70 GHz
- ◆ Excellent Phase Noise Performance:
  - 118 dBc/Hz @ 10 kHz Offset @ 1 GHz
  - 79 dBc/Hz @ 100 kHz Offset @ 67 GHz
- ◆ Integer Spurious:  
< -65 dBc
- ◆ Power Resolution: 0.1 dB
- ◆ Frequency Resolution: 1 Hz

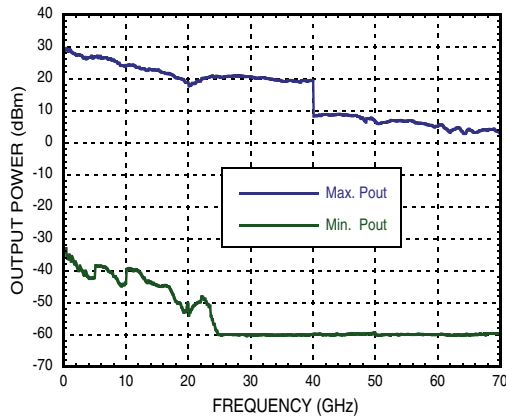


# HMC-T2270

## SYNTHESIZED SIGNAL GENERATOR, 10 MHz to 70 GHz

v02.0712

### Output Power Range



Dynamic Range: > 60 dB  
 Resolution: 0.1 dB  
 Power Accuracy:  
 For  $\leq 68$  GHz,  $\pm 1$  dB > -20 dBm  
 $\pm 2$  dB < -20 dBm  
 For > 68 GHz,  $\pm 2$  dB > -10 dBm  
 RF OFF < -90 dBm

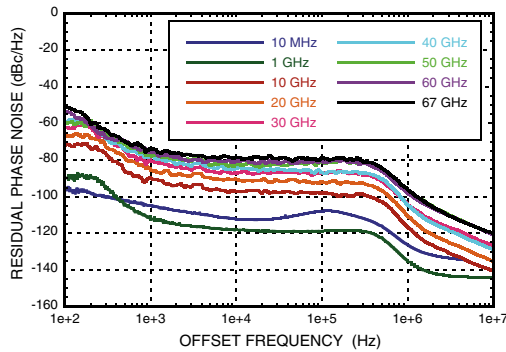
### Harmonics

Frequency (GHz)	Sub-Harmonics (dBc)	2nd Harmonics (dBc)	3rd Harmonics (dBc)
0.01	-77	-38	-44
0.5	-78	-34	-55
1	-78	-39	-50
2	-78	-32	-40
5	-74	-37	-59
10	-58	-33	-64
15	-41	-40	-60
25	-71	-29	-
30	-70	-40	-
40	-50	-	-
50	-46	-	-
60	-50	-	-
70	-58	-	-

Output Power = +10 dBm

Output Power:  
 +10 dBm at or below 40 GHz  
 See Max. Power above 40 GHz

### SSB Phase Noise vs. Frequency



### SSB Phase Noise (dBc/Hz)

Frequency (GHz)	Offset From Carrier						
	10 Hz	100 Hz	1 kHz	10 kHz	100 kHz	1 MHz	10 MHz
0.01	-86	-95	-104	-112	-107	-126	-140
1	-80	-90	-111	-118	-118	-134	-143
10	-63	-72	-90	-97	-98	-117	-141
20	-62	-66	-85	-90	-92	-111	-136
30	-54	-62	-80	-87	-87	-105	-127
40	-51	-60	-78	-84	-87	-105	-129
50	-45	-55	-75	-81	-80	-96	-120
60	-41	-54	-76	-81	-81	-98	-121
67	-46	-51	-74	-79	-79	-96	-120

### Spurious

- < -65 dBc @ Integer Frequencies (See Table)
- < -63 dBc @ Fractional Frequencies < 10 GHz
- < -57 dBc @ Fractional Frequencies 10-20 GHz
- < -52 dBc @ Fractional Frequencies 20-40 GHz
- < -46 dBc @ Fractional Frequencies > 40 GHz

### Integer Frequencies \*

Frequency Band (MHz)	Frequency Step Size (MHz)
25 - 450	25
450 - 625	6.25
625 - 1250	12.5
1250 - 2500	25
2500 - 5000	50
5000 - 10000	100
10000 - 20000	200
20000 - 40000	400
40000 - 70000	800

\* All other frequencies are fractional.

Above data is typical performance at +25°C after 30 minutes of warm-up time unless otherwise stated.



2 Elizabeth Drive • Chelmsford, MA 01824  
 Phone: 978-250-3343 Fax: 978-250-3373  
 Order Online at [www.tm-hittite.com](http://www.tm-hittite.com)  
 Instrumentation Product Support at [TE@hittite.com](mailto:TE@hittite.com)

# HMC-T2270

## SYNTHESIZED SIGNAL GENERATOR, 10 MHz to 70 GHz

v02.0712

### General Specifications

#### Frequency:

Accuracy:

For < 2.5 GHz, Reference +0/-90 nHz

For > 2.5 GHz, Reference +0/-2.88 uHz

Internal Reference:  $\pm 1.5$  ppm

Resolution: 1 Hz

Aging Rate: <1 ppm/yr

External Reference Input: 10 MHz (Sine Wave)

Internal Reference Output: 10 MHz (Square Wave)

Frequency Switching Speed: 500  $\mu$ s

#### RF Output Power Change Versus Temperature:

10 MHz to 5 GHz      0.10 dB/°C

5 GHz to 15 GHz      0.125 dB/°C

15 GHz to 20 GHz      0.20 dB/°C

20 GHz to 70 GHz      0.10 dB/°C

#### Input / Output:

10 MHz REFOUT <sup>[1]</sup>

10 MHz REFIN <sup>[2]</sup>

TRIGGER IN <sup>[3]</sup>: TTL

TRIGGER OUT <sup>[3]</sup>: TTL

RS-232 (used for field upgrades)

Ethernet

GPIO

USB 2.0

RF Output 1.85mm Female

Maximum DC voltage applied to RF Output: 5 Volts

#### Power - AC:

100 to 240 VAC @ 50 to 60 Hz

#### Operating Temperature: (For indoor use only)

0 to 35 °C

#### Storage Temperature: -20 to 70 °C

#### Cooling: 2 Internal Fans

#### Fan Noise: < 50 dBa

#### Mechanical Vibration & Shock:

MIL PRF-288000 Class 4, non operating

#### Compliance:

CSA & CE

#### ECCN:

3A002.d.3.f

#### General Mechanical Characteristics

H: 76.2 mm (3 in)

W: 203 mm (8 in)

D: 305 mm (12 in)

Weight 3.7 kg (8.25 lbs)

#### Warranty: 1 Year Parts and Labor

[1] +10 dBm typ. into 50 Ohms; BNC Connector

[2] -5 dBm min. 50 Ohms; BNC Connector

[3] The trigger input can be driven from either 3.3V or 5V sources for direct interface with TTL signal levels; BNC Connector


Above data is typical performance at +25°C after 30 minutes of warm-up time unless otherwise stated.

# HMC-T2270

## SYNTHESIZED SIGNAL GENERATOR, 10 MHz to 70 GHz

v02.0712

### HMC-T2270 Rear Panel I/O Connections



### Connectivity & Control

Its compact size, light weight, fast switching speed and USB, GBIP and Ethernet control interfaces support the standard SCPI command set ensuring smooth integration within all test environments, particularly those associated with automated test. An installation disk that accompanies each unit includes all the drivers required to remotely control the device as well as a user friendly GUI interface (right) compatible with a Windows XP®, Windows Vista® or Windows 7® or operating system. User control is facilitated via pull down menus that allow programming of single or swept modes in frequency or power. Integration of multiple units within a production test environment is easy, and affordable.

#### Remote Interface

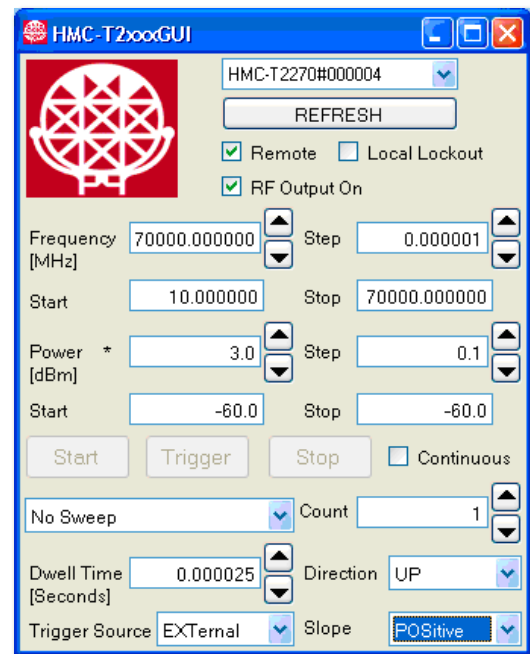
**Hardware:** USB (Windows XP®, Windows Vista®, Windows 7® Drivers Supplied), GPIB or Ethernet

**Software:** LabVIEW 2009 Driver

**Frequency Switching Speed:**  
500 us Typ.

#### Local Interface

Front Panel Rotary Knob & Display



### HMC-T2100 Compatibility

To facilitate integration into existing HMC-T2100 applications, the HMC-T2270 has a HMC-T2100 compatibility mode. In this mode, the HMC-T2270 identifies itself as a HMC-T2100 so that the HMC-T2100 USB drivers will work for a HMC-T2270, and programs which use the \*IDN? string will recognize a HMC-T2270 as a HMC-T2100. Frequency resolution, maximum and minimum values for power, and minimum sweep dwell time also change to match the HMC-T2100.

Windows® - Windows XP®, Windows Vista® and Windows 7® are registered trademarks of Microsoft Corporation.



2 Elizabeth Drive • Chelmsford, MA 01824  
Phone: 978-250-3343 Fax: 978-250-3373  
Order Online at [www.tm-hittite.com](http://www.tm-hittite.com)

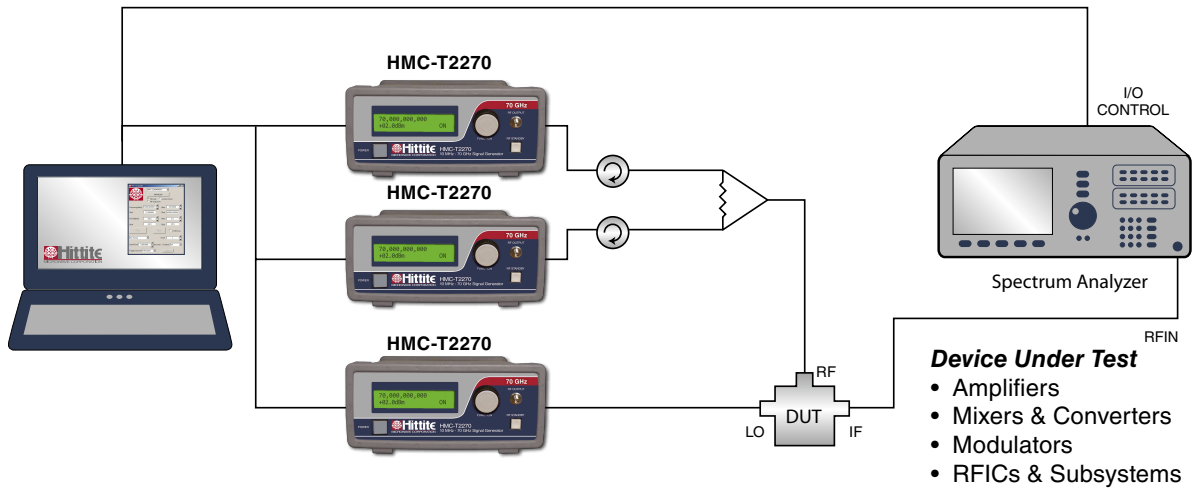
Instrumentation Product Support at [TE@hittite.com](mailto:TE@hittite.com)

# HMC-T2270


## SYNTHESIZED SIGNAL GENERATOR, 10 MHz to 70 GHz

v02.0712

### Two Tone Third Order Intercept Test Set-up



### Efficient Mixer Conversion Loss, Isolation & MxN Spurious Test Set-up





# HMC-T2270

## SYNTHESIZED SIGNAL GENERATOR, 10 MHz to 70 GHz

v02.0712

### HMC-T2270



### Ordering Information

Model Number	Description	Price
HMC-T2270	Synthesized Signal Generator 10 MHz to 70 GHz	\$34,998.00

Includes 100 - 240V AC Power Supply and one Power Cord at no cost. Please specify your preferred power cord part number at time of ordering. (see "Power Cord" table)

### Test Rack Mount Kit

Part Number	Description	Price
HMC-RM02	Dual Rack Mounting Plate 19" 2u Chassis	\$385.00



### Power Cord

Part Number	Region	
HMC-PC01	Continental Europe	
HMC-PC02	United Kingdom	
HMC-PC03	China	
HMC-PC04	Australia, New Zealand	
HMC-PC05	North America	
HMC-PC06	South Africa / India	
HMC-PC07	Switzerland	
HMC-PC08	Denmark	
HMC-PC09	Israel	
HMC-PC10	Italy	
HMC-PC11	Japan	

All pricing is in U.S. Dollars and is subject to change without notice.



2 Elizabeth Drive • Chelmsford, MA 01824

Phone: 978-250-3343 Fax: 978-250-3373

Order Online at [www.tm-hittite.com](http://www.tm-hittite.com)

Instrumentation Product Support at [TE@hittite.com](mailto:TE@hittite.com)