

Type 5HF / 5HFP Quick-acting Fuse Series (High - Breaking Capacity)

5 x 20mm Ceramic Tube
RoHS 6 Compliant

HF Pb 5HF / 5HFP Series, 5 x 20mm Quick-acting Fuse



Description

5x20mm quick-acting, high breaking capacity, ceramic body cartridge fuse designed, approved and complied with IEC 60127-2, standard sheet 1.

Features

- High breaking capacity (250V ac @1500A)
- Meet IEC standard 60127-2, Sheet 1
- Wide operating temperature range
- Bulk and Tape & Reel packing available
- RoHS6 compliant
- Halogen Free
- Leadfree

Electrical Characteristics (IEC-127-2 STANDARD SHEET 1)

Rated Current	1.5 In		2.1 In		2.75 In		4 In		10 In
	MIN	MAX	MIN	MAX	MIN	MAX	MIN	MAX	MAX
100mA to 3.15A	1	30	10	2	3	300	20		
4A to 6.3A	1	30	10	3	3	300	20		
8A to 12A	1	30	40	20	10	1	30		
	hr.	min.	ms	sec	ms	ms	ms		

In clause 9.2, the test voltage for 5HFP ratings from 1A to 6.3A is 63VDC.

Applications

Provide individual protection for components or internal circuits.

- Power Supplies
- Battery charger
- Monitor
- Adapter

LEAD FREE = **Pb**

HALOGEN FREE = **HF**

Safety Agency Approvals

SAFETY AGENCY	SAFETY AGENCY CERTIFICATE NUMBER	AMPERE RANGE / VOLT @ I.R.ABILITY
	909868 903560	1A - 6.3A / 250V AC @ 1,500A 8A - 12A / 250V AC @ 1,500A
	40000506	1A - 6.3A / 250V AC @ 1,500A
	EM233	
	E20624	100mA - 10A / 250V AC @1500A
	LR39772	
	JET1037-31003-1008	1A - 5A / 250V AC @ 1,500A
	JET1037-31003-1009	
	JET1037-31003-1006	> 5A - 12A / 250V AC @ 1,500A
	2002010207021529	100mA - 10A / 250V AC @1500A

Specifications subject to change without notice

Type 5HF / 5HFP

Quick-acting Fuse Series (High - Breaking Capacity)

5 x 20mm Ceramic Tube
RoHS 6 Compliant
HF Pb



5HF May2012D

Electrical Specifications

Catalog Number	Ampere Rating	Typical Cold Resistance (ohm)	Volt-drop @100% In (Volt) Max.	Voltage Rating (V)	Interrupting Rating	Melting I2T <10 m Sec (A2 Sec)	Melting I2T @ 10 In (A2 Sec)	Maximum Power Dissipation (W)	Agency Approvals								
									UL US	SP	CCC	S	VDE	TM	PS E	CE	
5HF (P) 100-R	100mA	3.85	0.55	250	1A - 6.3A / 250V AC @ 1,500A	0.003	0.002	0.30	Y	Y	Y					Y	
5HF (P) 125-R	125mA	2.52	0.48	250		0.005	0.004	0.36	Y	Y	Y						Y
5HF (P) 160-R	160mA	1.59	0.43	250		0.009	0.008	0.43	Y	Y	Y						Y
5HF (P) 200-R	200mA	1.22	0.40	250		0.016	0.014	0.52	Y	Y	Y						Y
5HF (P) 250-R	250mA	0.90	0.38	250		0.028	0.026	0.63	Y	Y	Y						Y
5HF (P) 315-R	315mA	0.67	0.37	250		0.05	0.05	0.76	Y	Y	Y						Y
5HF (P) 400-R	400mA	0.46	0.34	250		0.09	0.08	0.92	Y	Y	Y						Y
5HF (P) 500-R	500mA	0.34	0.32	250		0.16	0.15	1.11	Y	Y	Y						Y
5HF (P) 630-R	630mA	0.225	0.29	250		0.29	0.27	1.35	Y	Y	Y						Y
5HF (P) 800-R	800mA	0.192	0.23	250		0.36	0.35	0.58	Y	Y	Y						Y
5HF (P) 1-R	1A	0.139	0.19	250		0.65	0.63	0.69	Y	Y	Y	Y	Y	Y	Y	Y	Y
5HF (P) 1.25-R	1.25A	0.097	0.17	250		1.2	1.2	0.81	Y	Y	Y	Y	Y	Y	Y	Y	Y
5HF (P) 1.6-R	1.6A	0.072	0.16	250		2.1	2.1	0.96	Y	Y	Y	Y	Y	Y	Y	Y	Y
5HF (P) 2-R	2A	0.052	0.14	250		3.8	3.8	1.1	Y	Y	Y	Y	Y	Y	Y	Y	Y
5HF (P) 2.5-R	2.5A	0.039	0.13	250		6.8	6.8	1.3	Y	Y	Y	Y	Y	Y	Y	Y	Y
5HF (P) 3.15-R	3.15A	0.029	0.13	250		12	12	1.6	Y	Y	Y	Y	Y	Y	Y	Y	Y
5HF (P) 4-R	4A	0.022	0.13	250		22	22	1.9	Y	Y	Y	Y	Y	Y	Y	Y	Y
5HF (P) 5-R	5A	0.016	0.13	250	39	40	2.2	Y	Y	Y	Y	Y	Y	Y	Y	Y	
5HF (P) 6.3-R	6.3A	0.011	0.10	250	70	73	2.7	Y	Y	Y	Y	Y	Y	Y	Y	Y	
5HF (P) 8-R	8A	0.010	0.11	250	8A - 12A / 250V AC @ 1,500A	126	131	3.1	Y	Y		Y				Y	Y
5HF (P) 10-R	10A	0.007	0.10	250		227	238	3.7	Y	Y		Y				Y	Y
5HF (P) 12-R	12A	0.005	0.09	250		408	430	4.4				Y				Y	Y

Consult manufacturer for other ratings

CORPORATE OFFICE

Bel Fuse Inc.
206 Van Vorst Street
Jersey City, NJ 07302
Tel 201-432-0463
Fax 201-432-9542
E-Mail: belfuse@belf.com
Website: www.belfuse.com

FAR EAST OFFICE

Bel Fuse Ltd.
8/F Luk Hop Industrial Building
8 Luk Hop Street
San Po Kong
Kowloon, Hong Kong
Tel 852-2328-5515
Fax 852-2352-3706

EUROPE OFFICE

Bel Fuse Europe Ltd.
Preston Technology Management Centre
Marsh Lane, Suite F15
Preston, Lancashire, PR1 8UQ
United Kingdom
Tel 44-1772-556601
Fax 44-1772-561008

EUROPE

Bel Stewart GmbH
Industriestrasse 20
61381 Friedrichsdorf
Germany
Tel 49-6172-9552-0
Fax 49-6172-9552-40

Type 5HF / 5HFP

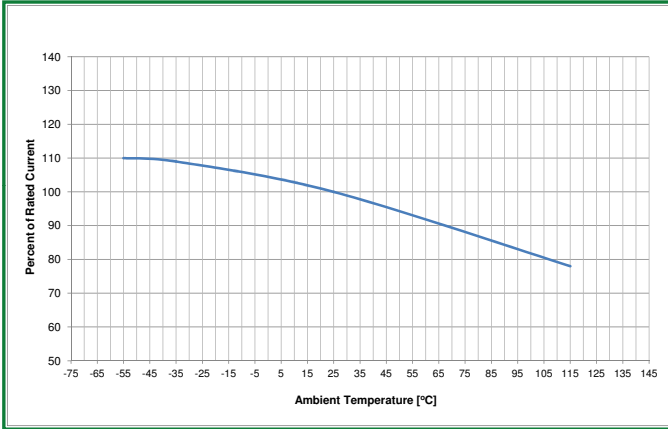
Quick-acting Fuse Series (High - Breaking Capacity)

5 x 20mm Ceramic Tube
RoHS 6 Compliant

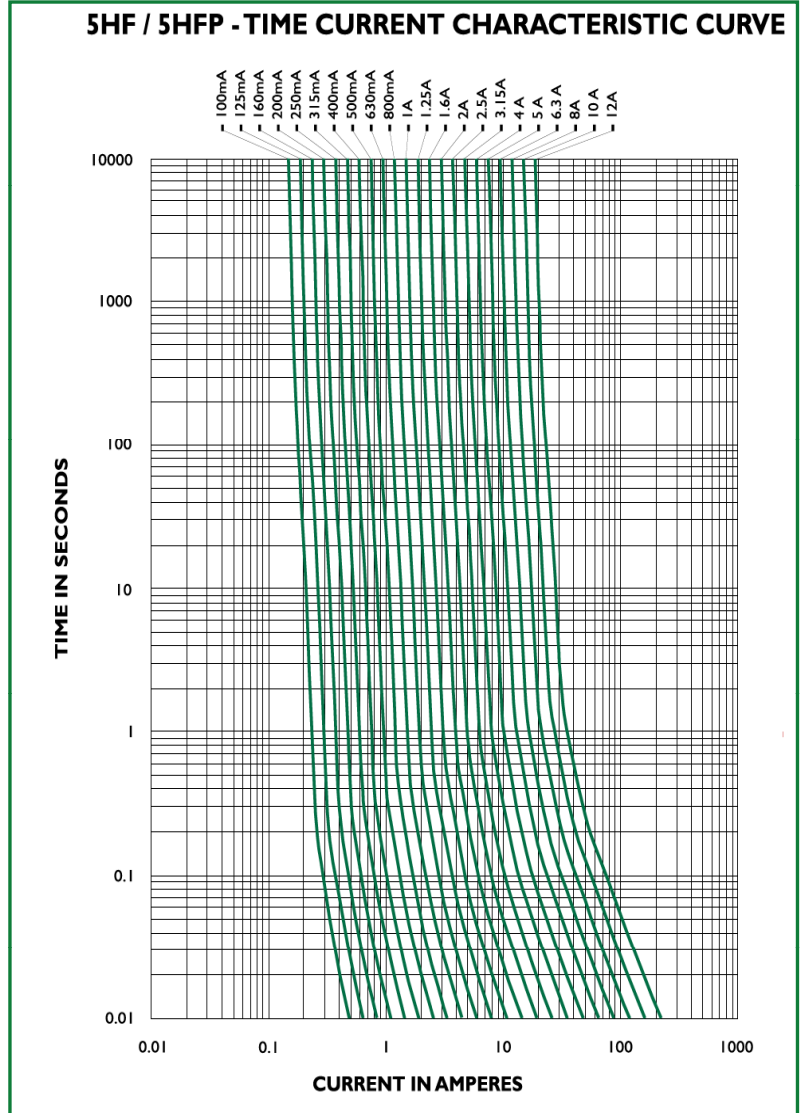


5HF May2012C

Temperature Derating Curve

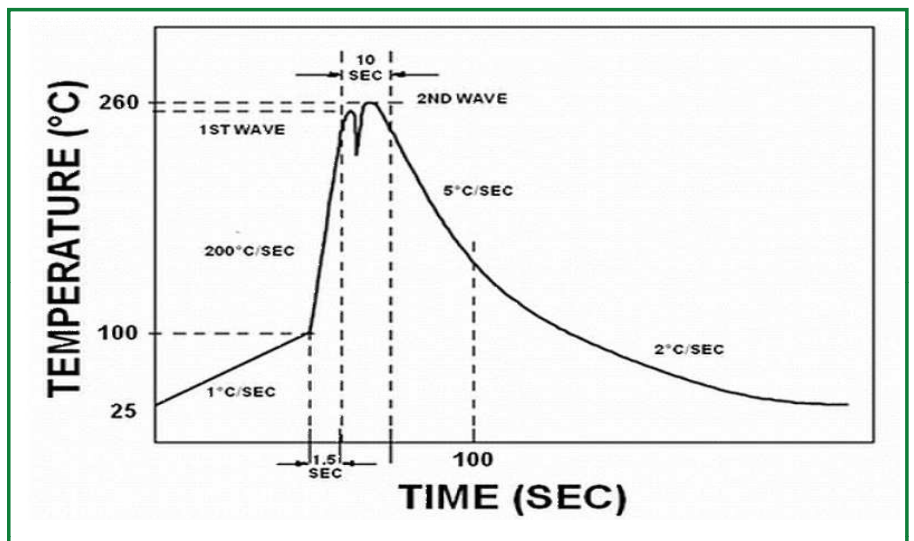


Average Time Current Curve



Soldering Parameters

Lead-free Wave Soldering Profile	
Wave Soldering Parameter	
Average ramp-up rate	200°C / second
Heating rate during preheat	typical 1 - 2°C / second Max. 4°C / second
Final preheat temperature	within 125°C of soldering temperature
Peak temperature T _p	260°C
Time within +0 °C / -5°C of actual peak temperature	10 seconds
Ramp-down rate	5 °C / second max.

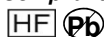


Type 5HF / 5HFP

Quick - acting Fuse Series (High - Breaking Capacity)

5 x 20mm Ceramic Tube

RoHS 6 Compliant



5HF May2012D

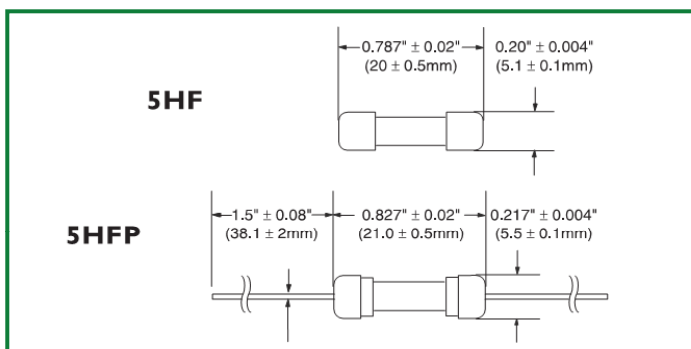
Physical Specifications

Materials	Body : Ceramic
	Cap : Nickel Plated Brass Caps
	Leads: Matte Tin Plated Copper
Marking	On Fuse:
	"bel" , "F" , " Current Rating", "H", "250V",
	"Appropriate Safety Logos", " ✓ " (RoHS 6 compliant)
	On label:
	"bel" , "5HF", or "5HFP", "Current Rating", "Voltage Rating", "Interrupting Rating", "Appropriate Safety Logos" and " M " , " e " (China RoHS compliant).

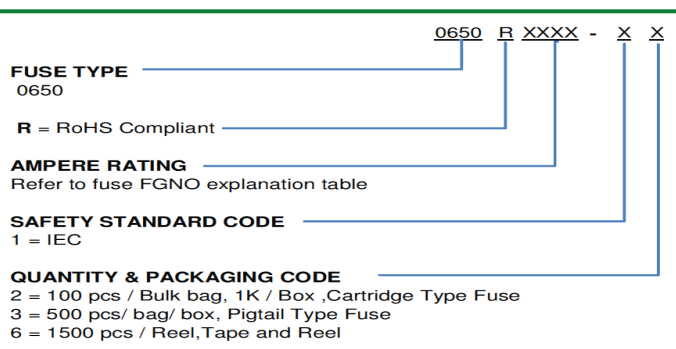
Environmental Specifications

Shock Resistance	MIL-STD-202G, Method 213B, Test Condition I (100 G's peak for 6 milliseconds; Sawtooth Waveform)
Vibration Resistance	MIL-STD-202G, Method 201A (10-55 Hz, 0.06 inch, total excursion).
Salt Spray Resistance	MIL-STD-202G, Method 101E, Test condition B (48 hrs).
Insulation Resistance	MIL-STD-202G, Method 302, Test Condition B (After Opening) 100,000 ohms minimum.
Solderability	MIL-STD-202G, Method 208H
Resistance to solder Heat	MIL-STD-202G Method 210F, Test Condition B. (260+/-5°C, 10+/-1 sec)
Thermal Shock	MIL-STD-202G, Method 107G, Test Condition B (-65°C to +125°C).
Operating Temperature	-55°C to +125°C
Terminal Strength	IEC-68-2-21

Mechanical Dimensions



Ordering Information



* Ratings 6.3A and less have 0.032" diameter lead;
Ratings 8A and above have 0.040" diameter lead.

Specifications subject to change without notice

Packaging

Packaging Option	Packaging Specification	Quantity	Packaging Code	Inside Tape Spacing
Bulk	N/A	100	12	N/A
Bulk (Pigtail Type)	N/A	500	13	N/A
Tape & Reel, 10 mm Pitch	EIA-296-F	1500	16	63

CORPORATE OFFICE

Bel Fuse Inc.
206 Van Vorst Street
Jersey City, NJ 07302
Tel 201-432-0463
Fax 201-432-9542
E-Mail: belfuse@belf.com
Website: www. belfuse.com

FAR EAST OFFICE

Bel Fuse Ltd.
8/F Luk Hop Industrial Building
8 Luk Hop Street
San Po Kong
Kowloon, Hong Kong
Tel 852-2328-5515
Fax 852-2352-3706

EUROPE OFFICE

Bel Fuse Europe Ltd.
Preston Technology Management Centre
Marsh Lane, Suite F15
Preston, Lancashire, PR1 8UQ
United Kingdom
Tel 44-1772-556601
Fax 44-1772-561008

EUROPE

Bel Stewart GmbH
Industriestrasse 20
61381 Friedrichsdorf
Germany
Tel 49-6172-9552-0
Fax 49-6172-9552-40