SAWTEK INCORPORATED

Data Sheet

190 MHz Bandpass Filter

200 kHz Bandwidth

Part Number 855625

Typical Performance

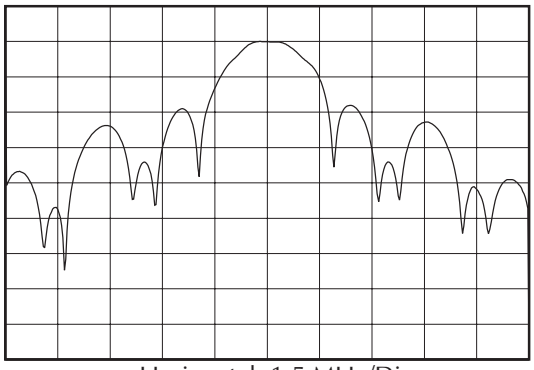

Horizontal: 1.5 MHz/Div
Vertical: 10 dB/Div

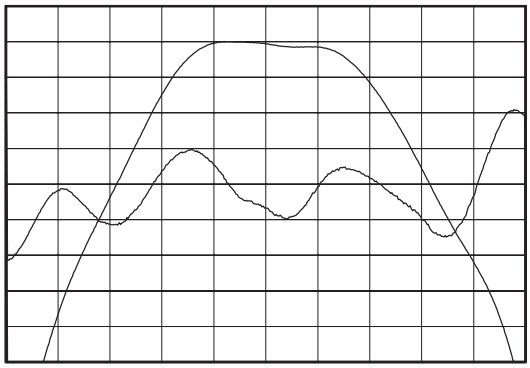

Horizontal: 300 kHz/Div
Vertical: 1 dB/Div
Vertical: 45 nsec/Div

Specifications

Parameter	Unit	Minimum	Typical	Maximum
Center Frequency	MHz	-	190	
Insertion Loss @ 190 MHz: (REF)	dB	-	4.2	5.5
0.5 dB Lower Frequency	MHz	-	189.6	189.9
0.5 dB Upper Frequency	MHz	190.1	190.6	-
10 dB Lower Frequency	MHz	188.2	188.7	-
10 dB Upper Frequency	MHz	-	191.5	191.8
30 dB Lower Frequency	MHz	184	184.8	-
30 dB Upper Frequency	MHz	-	195.3	196
Amplitude Variation: 189 to 190.1 MHz	dB	-	0.1	0.5
Group Delay 189.9 to 190.1 MHz	nsec	-	30	300
Substrate Material	-	-	$LiTaO_3$	-
Operating Temperature Range	°C	0	25	70

Package Outline

Specifications subject to change or obsolescence without notice.

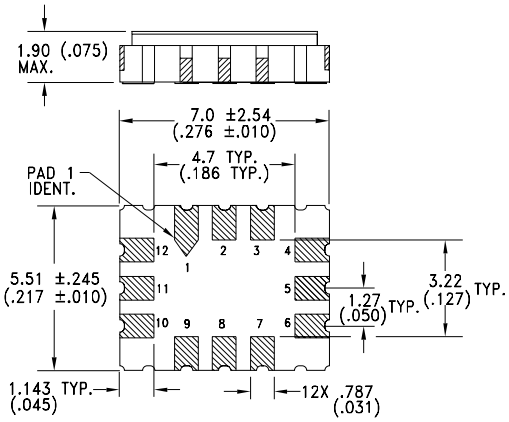

Matching Configuration

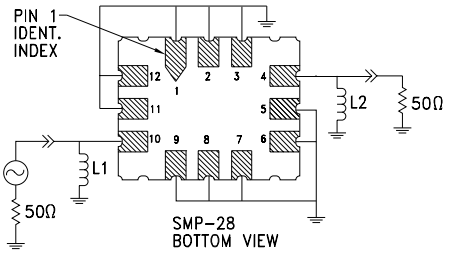

L1 = 22 nH, L2 = 22 nH
Nominal Source/Load Impedance = 50 Ω
Package Style SMP-28

7/5/00

Sawtek Inc. Telephone: (407) 886-8860 Fax: (407) 886-7061