


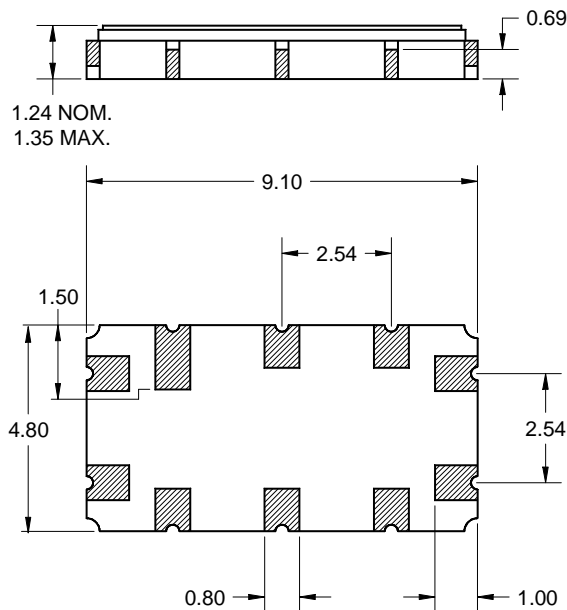
Features

- For multiple applications
- Usable bandwidth 3 MHz
- Low loss
- High attenuation
- Balanced or single-ended operation
- Ceramic Surface Mount Package (SMP)
- Hermetic
- RoHS compliant (2002/95/EC), Pb-free



Package

Surface Mount 9.10 x 4.80 x 1.24 mm
SMP-35C

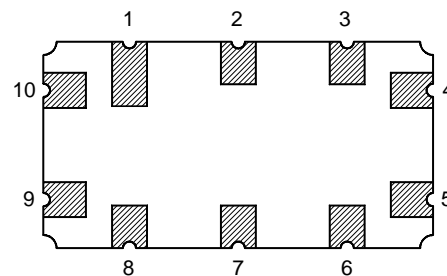


Dimensions shown are nominal in millimeters
All tolerances are ± 0.15 mm except overall
length and width ± 0.10 mm

Body: Al_2O_3 ceramic
Lid: Kovar, Ni plated
Terminations: Au plating 0.5 - 1.0 μ m,
over a 2 - 6 μ m Ni plating

Pin Configuration

Bottom View



Pin No. Balanced	Description
9	Input +
10	Input -
4	Output +
5	Output -
1,2,3,6,7,8	Case Ground

Pin No. Single-Ended	Description
9	Input
10	Ground
4	Output
5	Ground
1,2,3,6,7,8	Case Ground

Electrical Specifications ⁽¹⁾

Operating Temperature Range: ⁽²⁾ -40 to +85 °C

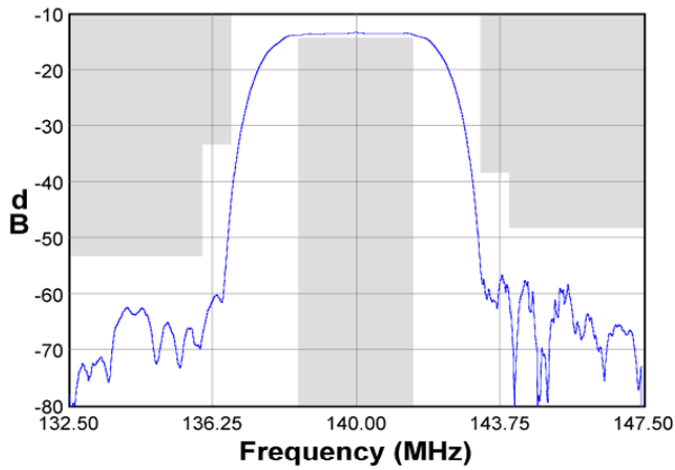
Parameter ⁽³⁾	Minimum	Typical ⁽⁵⁾	Maximum	Unit
Center Frequency	-	140	-	MHz
Minimum Insertion Loss	-	13.6	16	dB
Amplitude Variation 138.5 – 141.5 MHz	-	0.4	1.0	dB p-p
Phase Linearity 138.8 – 141.2 MHz	-	2.4	4	° p-p
138.5 – 141.5 MHz	-	2.5	6	° p-p
Average Group Delay 138.8 – 141.2 MHz	0.91	0.96	1.01	µs
Relative Attenuation ⁽⁴⁾				
10 – 118 MHz	45	60	-	dB
118 – 129 MHz	40	56	-	dB
129 – 136 MHz	40	47	-	dB
From $f_o \pm 3.25$ MHz to $f_o \pm 3.35$ MHz	20	32	-	dB
From $f_o \pm 3.35$ MHz to $f_o \pm 4.0$ MHz	25	41	-	dB
144 – 157 MHz	35	46	-	dB
157 – 162 MHz	40	57	-	dB
162 – 171 MHz	40	59	-	dB
171 – 280 MHz	40	53	-	dB
Triple Transit Suppression	35	44	-	dB
Source Impedance (balanced or single-ended) ⁽⁶⁾	-	50	-	Ω
Load Impedance (balanced or single-ended) ⁽⁶⁾	-	50	-	Ω

Notes:

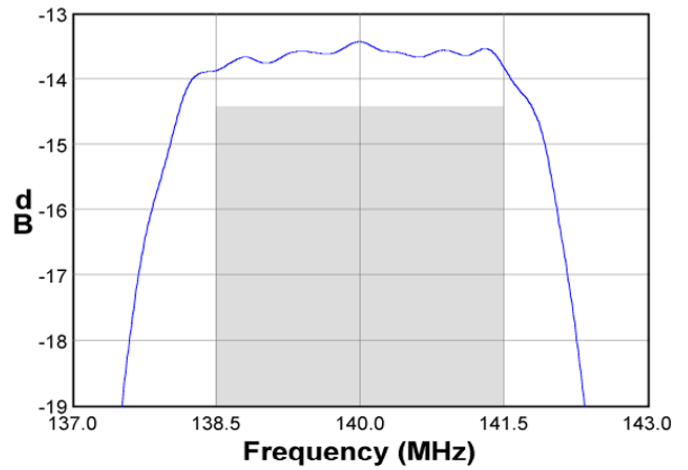
1. All specifications are based on the TriQuint matching schematics shown on page 4
2. In production, devices will be tested at room temperature to a guardbanded specification to ensure electrical compliance over temperature
3. Electrical margin has been built into the design to account for the variations due to temperature drift and manufacturing tolerances
4. Relative to minimum insertion loss
5. Typical values are based on average measurements at room temperature
6. This is the optimum impedance in order to achieve the performance shown

Typical Performance (at room temperature)

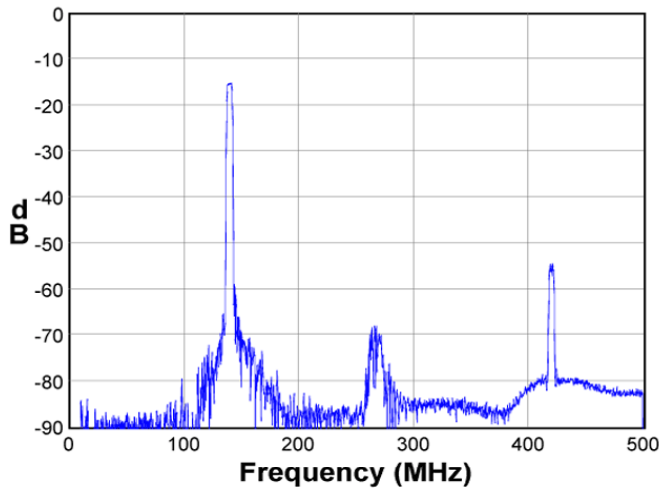
Frequency Response



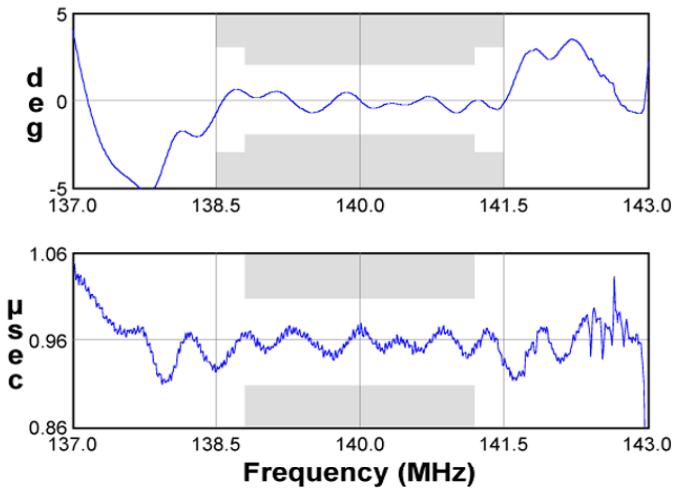
Passband Response



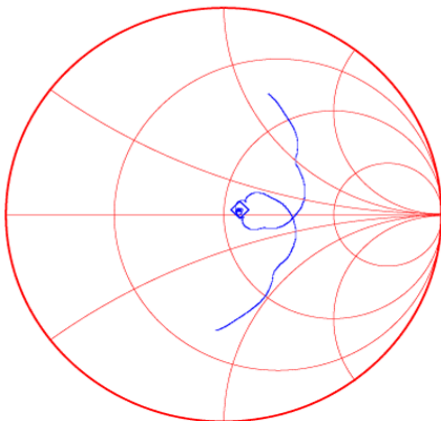
Wideband Response



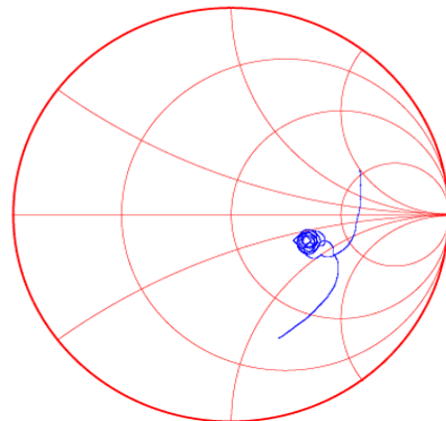
Phase / Group Delay



Input Smith Chart

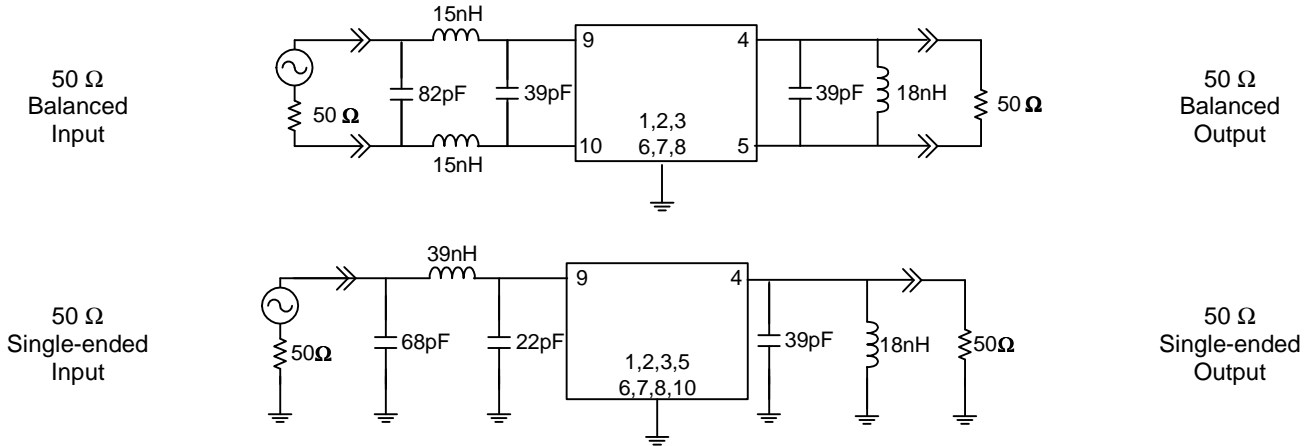


Output Smith Chart



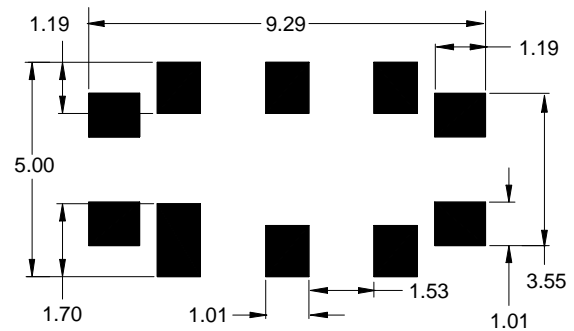
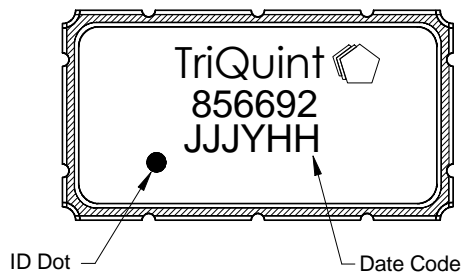
Matching Schematics

Actual matching values may vary due to PCB layout and parasitics



Marking

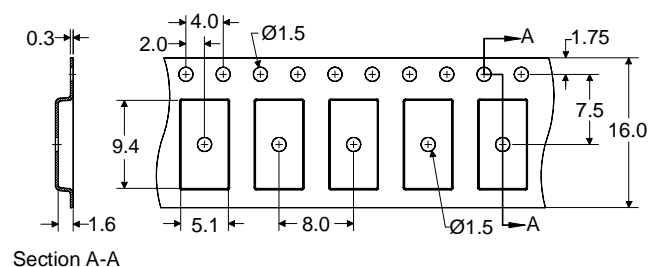
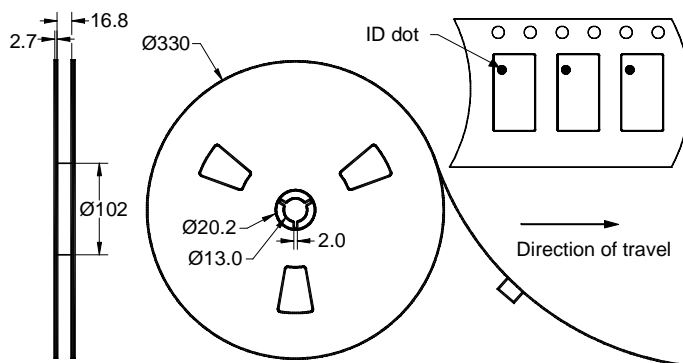
PCB Footprint



The date code consists of: day of the current year (Julian, 3 digits), last digit of the year (1 digit) and hour (2 digits)

This footprint represents a recommendation only
Dimensions shown are nominal in millimeters

Tape and Reel




Dimensions shown are nominal in millimeters
Packaging quantity: 4000 units/reel

Maximum Ratings


Parameter	Symbol	Minimum	Maximum	Unit
Operating Temperature Range	T	-40	+85	°C
Storage Temperature Range	T _{stg}	-55	+125	°C
Pyroelectric Voltage	V _{Pyro}	-	50	mV p-p
Input Power	P _{in}	-	+20	dBm

Important Notes

Warnings

- Electrostatic Sensitive Device (ESD) 
- Avoid ultrasonic exposure

RoHS Compliance

- This product complies with EU directive 2002/95/EC (RoHS) 

Solderability

- Compatible with JEDEC J-STD-020C **Pb-free** process, **260°C** peak reflow temperature ([see soldering profile](#))

Links to Additional Technical Information

[PCB Layout Tips](#)

[Qualification Flowchart](#)

[Soldering Profile](#)

[S-Parameters](#)

[RoHS Information](#)

[Other Technical Information](#)

TriQuint's liability is limited only to the Surface Acoustic Wave (SAW) component(s) described in this data sheet. TriQuint does not accept any liability for applications, processes, circuits or assemblies, which are implemented using any TriQuint component described in this data sheet.

Contact Information

TriQuint 
SEMICONDUCTOR
PO Box 609501
Orlando, FL 32860-9501
USA

Phone: +1 (407) 886-8860
Fax: +1 (407) 886-7061
Email: info-product@tqs.com
Web: www.triquint.com

Or contact one of our worldwide
Network of [sales offices](#),
[Representatives or distributors](#)