

THE INFORMATION CONTAINED HEREIN IS CONSIDERED "PROPRIETARY" TO BEL FUSE INC. AND SHALL NOT BE COPIED, REPRODUCED OR DISCLOSED WITHOUT THE WRITTEN APPROVAL OF BEL FUSE INC.

RoHS
2002/95/EC



LED1 POLARITY			LED2 POLARITY		
PIN 13	PIN 14	COLOR	PIN 15	PIN 16	COLOR
-	+	GREEN	-	+	GREEN
+	-	YELLOW			

ELECTRICAL CHARACTERISTICS @ 25°C

URNS RATIO

TP1	1CT : 1CT ±2%
TP2	1CT : 1CT ±2%
TP3	1CT : 1CT ±2%
TP4	1CT : 1CT ±2%

DCL @ 100kHz/100mVRMS
8mA DC BIAS

350µH MIN.

INS. LOSS

0.1MHz TO 1MHz	-1.1 dB MAX
1MHz TO 65MHz	-0.5 dB MAX
65MHz TO 100MHz	-0.8 dB MAX
100MHz TO 125MHz	-1.2 dB MAX

RET. LOSS (MIN)

0.5MHz-40MHz	-18 dB
40MHz-100MHz	-12+20LOG(f/80MHz) dB

CM TO CM REJ

100kHz - 100MHz	-30 dB MIN
-----------------	------------

CM TO DM REJ

100kHz - 100MHz	-35 dB MIN
-----------------	------------

HIPOT (Isolation Voltage):

1500 Vrms or 2250VDC

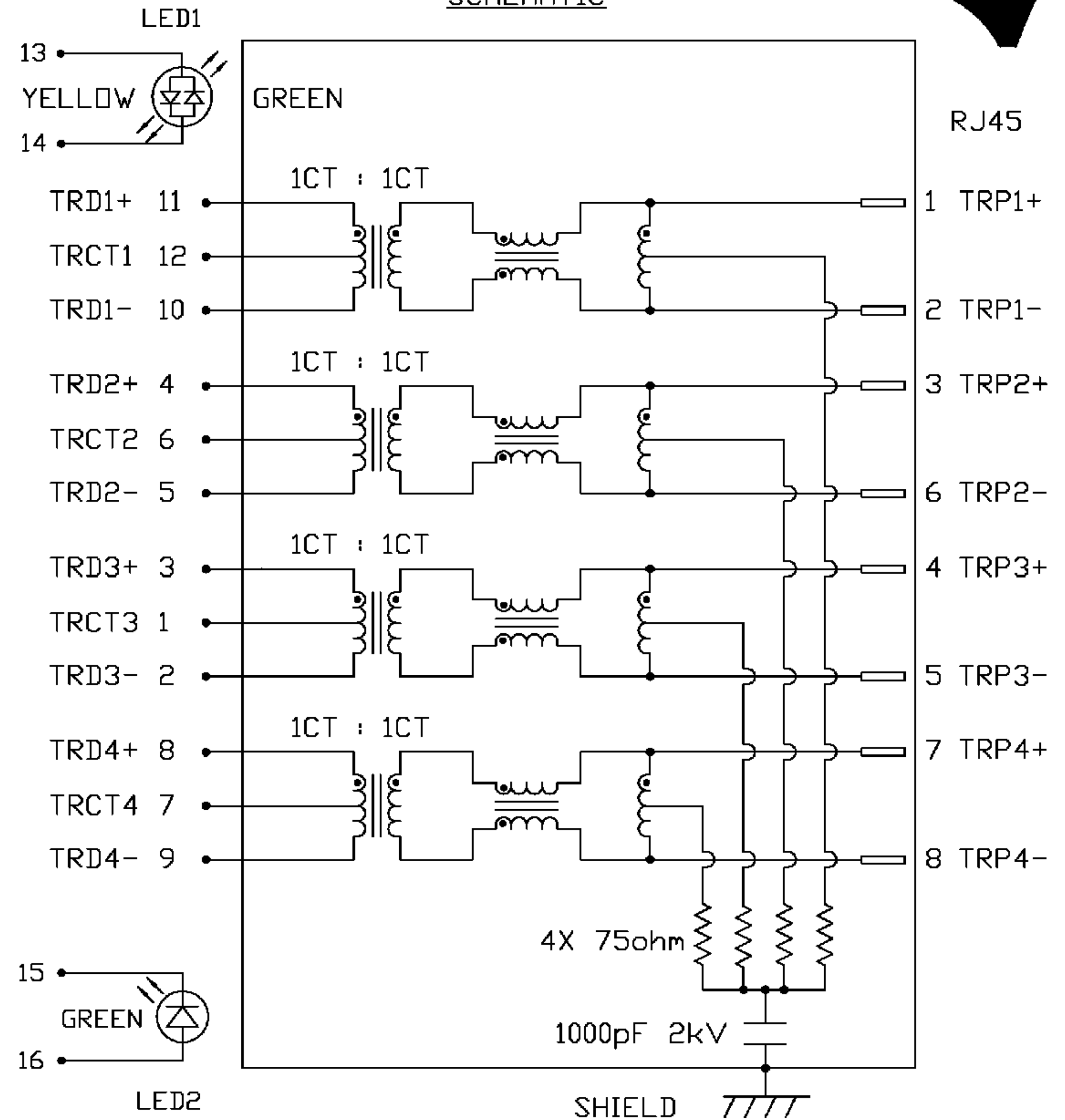
LED 1

VF (FORWARD VOLTAGE)	IF=20mA	GREEN	2.2V TYP.
	IF=20mA	YELLOW	2.1V TYP.
λD (DOMINANT WAVELENGTH)	IF=20mA	GREEN	565nm TYP.
	IF=20mA	YELLOW	590nm TYP.

LED 2

VF (FORWARD VOLTAGE)	IF=20mA	GREEN	2.2V TYP.
λD (DOMINANT WAVELENGTH)	IF=20mA	GREEN	565nm TYP.

SCHEMATIC



ORIGINATED BY	DATE	TITLE	PART NO. / DRAWING NO.	STANDARD DIM. TOL. IN INCH	[] METRIC DIM. AS REFERENCE
CHUNG	08-18-06	gigabit MagJack® (12 cores, Tab Up) 0826-1L1T-23-F	08261L1T23-F	.X	UNIT : INCH [mm] REV. : B
DRAWN BY	DATE		FILE NAME	.XX	SCALE : N/A SIZE : A4
DE	08-18-06		08261L1T23-FB.DWG	.XXX	PAGE : 2



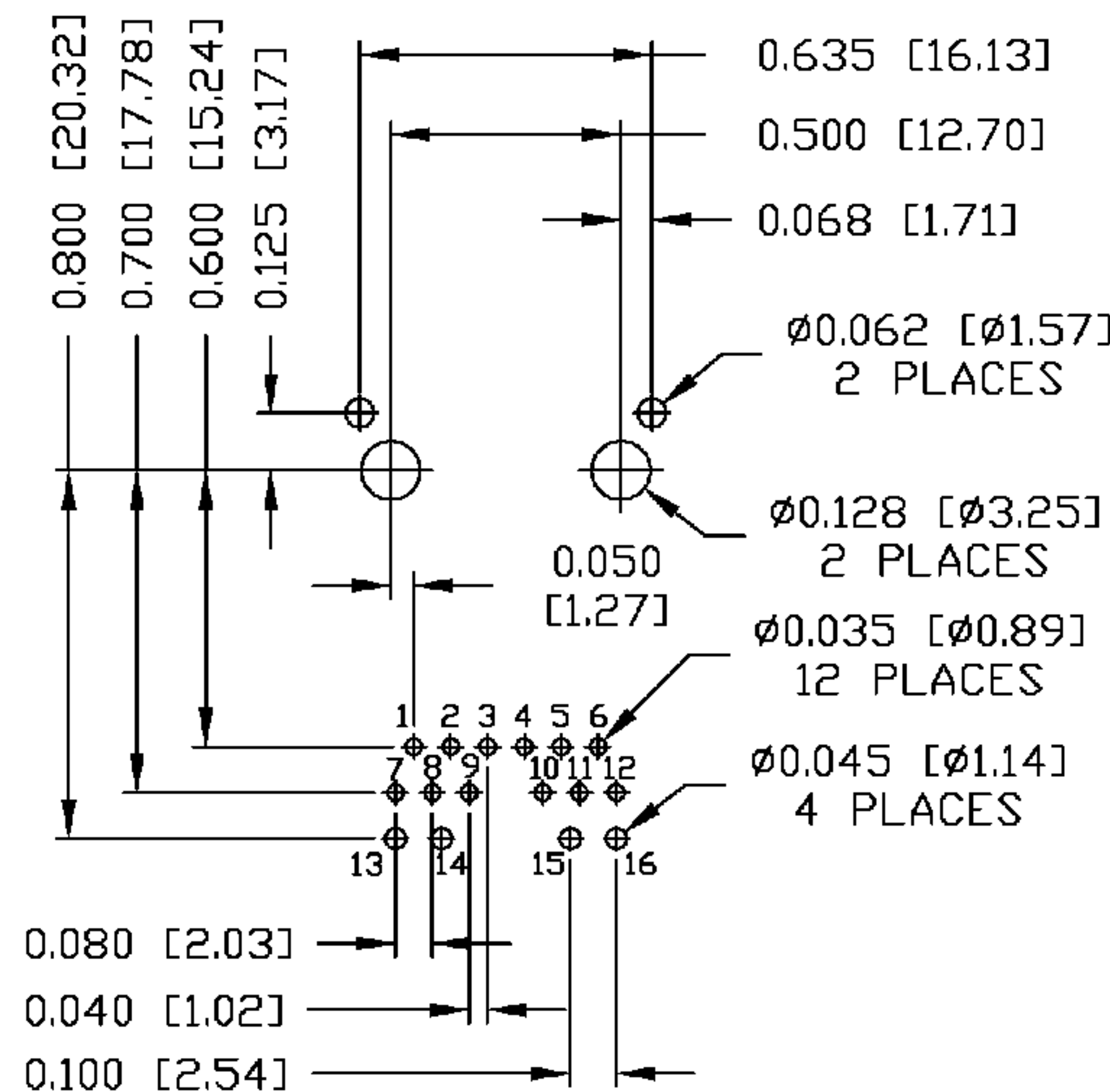
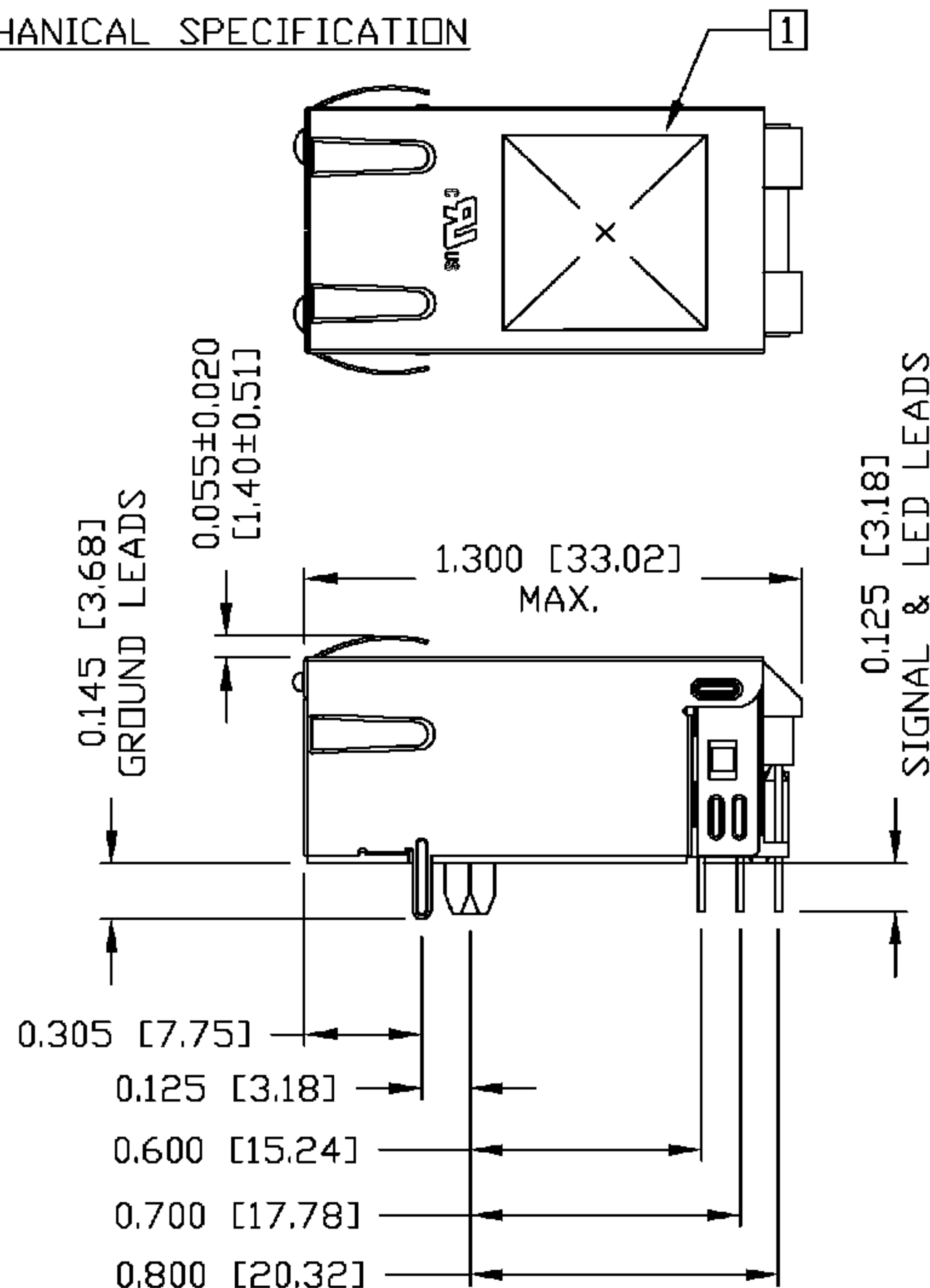
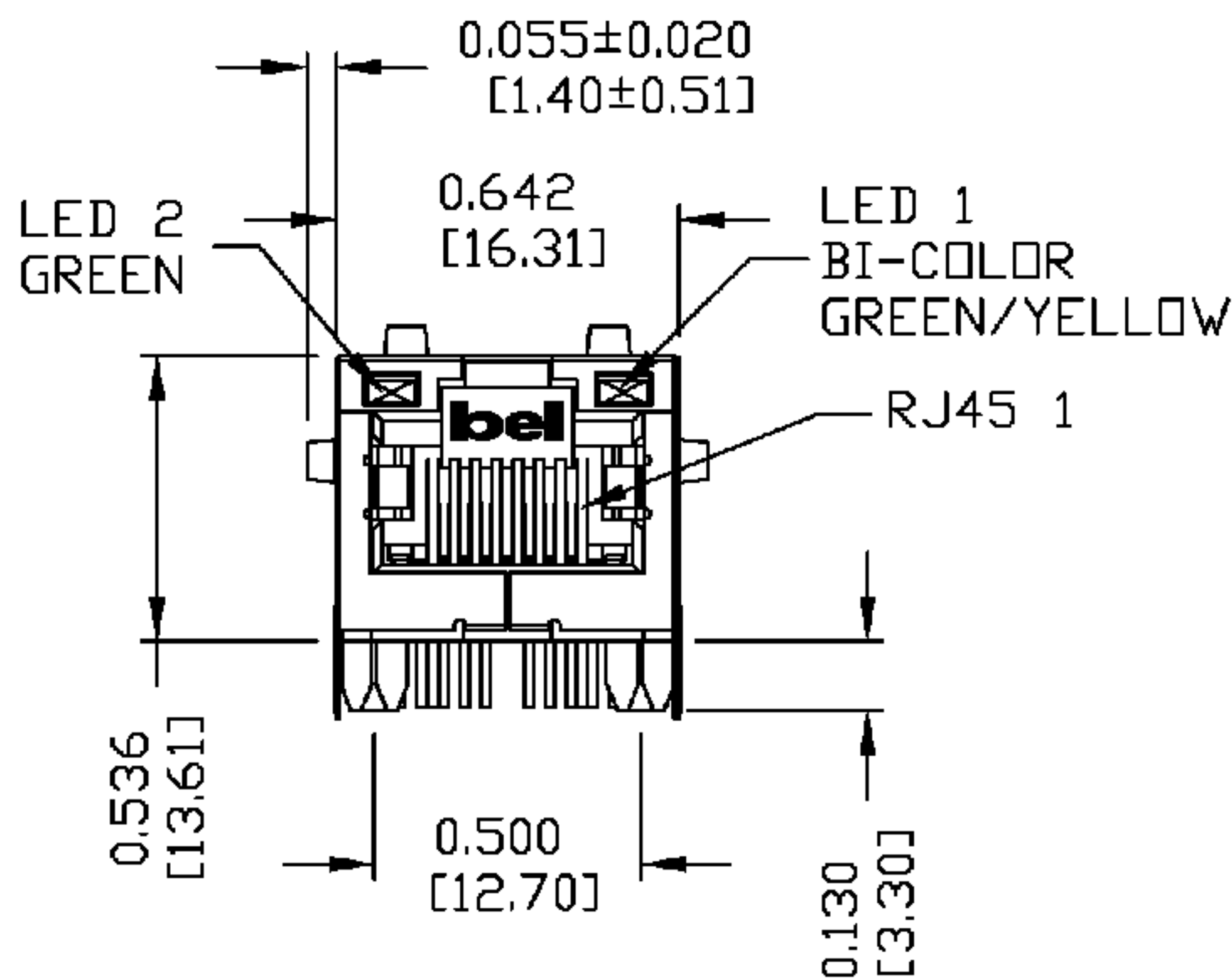
THE INFORMATION CONTAINED HEREIN IS CONSIDERED "PROPRIETARY" TO BEL FUSE INC. AND SHALL NOT BE COPIED, REPRODUCED OR DISCLOSED WITHOUT THE WRITTEN APPROVAL OF BEL FUSE INC.

MECHANICAL SPECIFICATION

RoHS
2002/95/EC



RECOMMENDED PCB FOOTPRINT
COMPONENT SIDE VIEW



NOTES:

- PLASTIC HOUSING: THERMOPLASTIC PA 4/6
- FLAMMABILITY RATING UL 94V-0
- CONTACTS: 50 MICRO-INCH HARD GOLD PLATING
- OUTPUT PINS: TIN-COATED COPPER WIRE, DIA 0.018 INCH.
- METAL SHIELD: NICKEL PLATED ON COPPER ALLOY.
- (ALL GROUND LEADS ARE SOLDER DIPPED)

1. MARK PART WITH MFG LOGO, MFG NAME, PART NUMBER AND DATE CODE.

UL UL RECOGNIZED - FILE #E196366 AND E169987.

2. RoHS COMPLIANCE, PER EU DIRECTIVE 2002/95/EC
JACK CAVITY CONFORMS TO FCC RULES AND REGULATIONS.

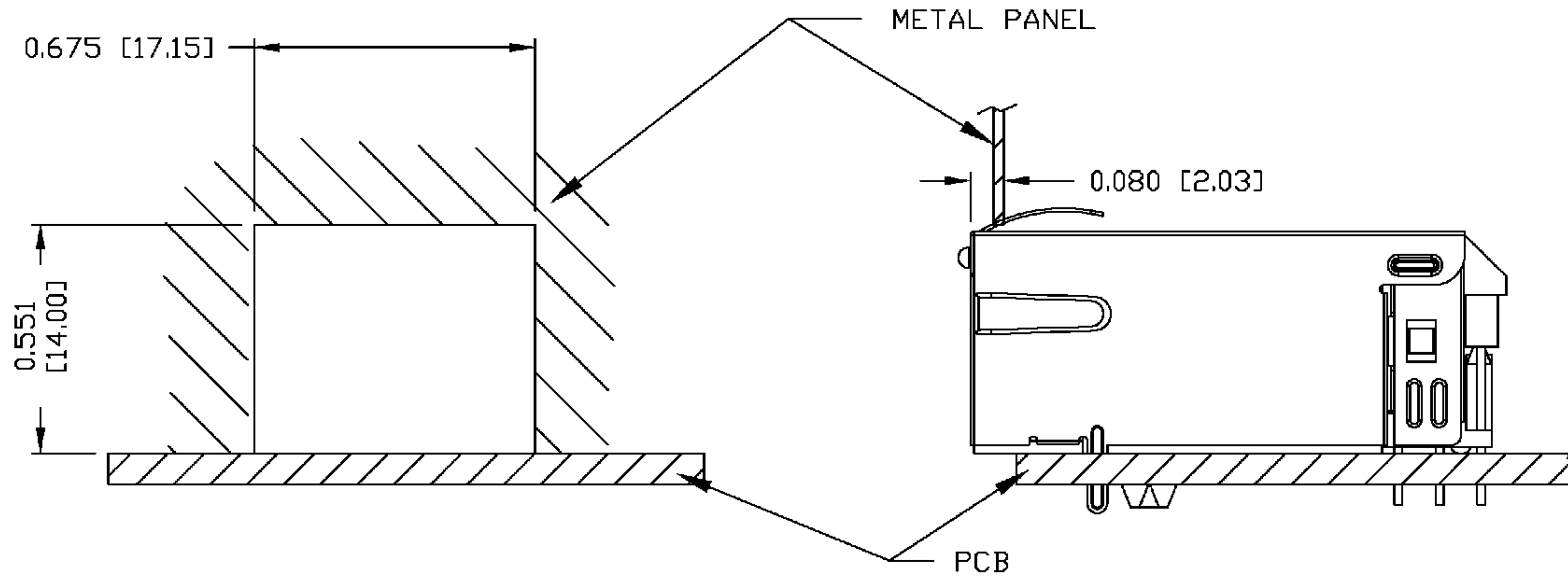
ORIGINATED BY	DATE	TITLE	PART NO. / DRAWING NO.	STANDARD DIM. TOL. IN INCH	[] METRIC DIM. AS REFERENCE
QIN	08-18-06	gigabit MagJack® (12 cores, Tab Up) 0826-1L1T-23-F	08261L1T23-F	.X	UNIT : INCH [mm] REV. : B
DRAWN BY	DATE		FILE NAME	.XX	SCALE : N/A SIZE : A4
TING	08-18-06		08261L1T23-FB.DWG	.XXX ±0.010	PAGE : 3



THE INFORMATION CONTAINED HEREIN IS CONSIDERED "PROPRIETARY" TO BEL FUSE INC. AND SHALL NOT BE COPIED, REPRODUCED OR DISCLOSED WITHOUT THE WRITTEN APPROVAL OF BEL FUSE INC.



SUGGESTED PANEL OPENING



NOTE:

THE DISTANCE OF PANEL INSIDE SURFACE RELATIVE TO FRONT SURFACE OF PART IS ONLY A SUGGESTION. IN CASE THIS DISTANCE IS DIFFERENT, THE REQUIRED PANEL OPENING DIMENSIONS CHANGE ACCORDINGLY.

PACKING INFORMATION

PACKING TRAY : 0200-9999-F6 (TOP)

0200-9999-F7 (BOTTOM)

PACKING QUANTITY : 40 PCS FINISHED GOODS PER TRAY

10 TRAYS (400 PCS FINISHED GOODS) PER CARTON BOX

NOTE : CARDBOARDS ARE PLACED BETWEEN LAYERS OF PACKING TRAY INSIDE CARTON BOX (INCLUDE THE UPPERMOST AND LOWERMOST TRAY)

ORIGINATED BY QIN	DATE 08-18-06	TITLE gigabit MagJack® (12 cores, Tab Up) 0826-1L1T-23-F	PART NO. / DRAWING NO. 08261L1T23-F		STANDARD DIM. TOL. IN INCH		[] METRIC DIM. AS REFERENCE		 COMPONENTS FOR A CONNECTED PLANET
DRAWN BY TING	DATE 08-18-06		FILE NAME 08261L1T23-FB.DWG	.X	.XX	.XXX	±0.004	UNIT : INCH [mm]	
						SCALE : N/A	SIZE : A4		
							PAGE : 4		