

BIAS TEES

2.9mm, up to 40 GHz, 25 Volts

RoHS
Compliant

AEROFLEX
A passion for performance.

SPECIFICATIONS:

Models: 8810KMFx-yy, 8810KFFx-yy, 8810KMMx-yy, 8810FMx-yy

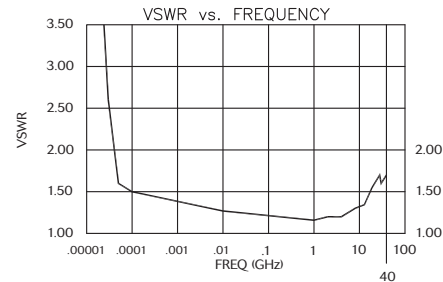
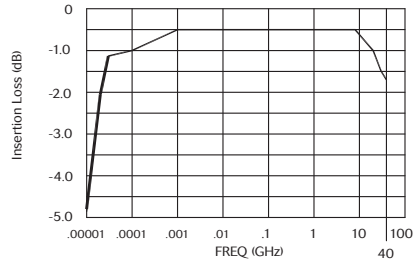
Electrical:

Frequency Range _____ 50 kHz - 40 GHz
 Standard Freq. Values _____ 26.5 & 40 GHz
 VSWR _____ 1.80:1 Max.
 Insertion Loss
 50 kHz - 18 GHz _____ 1.5dB Max.
 18 - 40 GHz _____ 3.0dB Max.
 Impedance _____ 50 Ohms
 Isolation (RF to Bias Port)
 250 kHz - 26.5 GHz _____ 50dB Typical
 100 kHz - 40 GHz _____ 30dB Typ.
 DC Voltage _____ 25 VDC Max.
 DC Current
 Model 8810KXXX-26 _____ 750 mA Max.
 Model 8810KXXX-40 _____ 150 mA Max.
 Rise Time (10-90%) _____ < 9 pS Typical

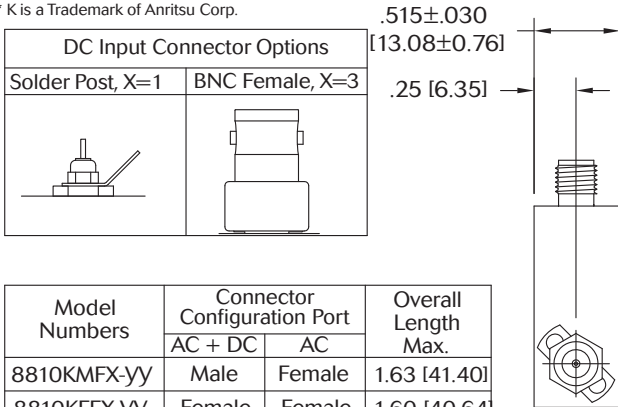
Mechanical:

2.9mm Connectors _____ Passivated Stainless Steel
Mates with SMA, 3.5mm and K* Series Connectors as well as SMK IAW MIL-STD-348)
 Conductors _____ Gold Plated Beryllium Copper
 Housing _____ Gold Plated Brass
 SMA Connectors _____ Passivated Stainless Steel
Mates with MIL-STD-348
 BNC Connectors _____ Nickel Plated Brass
Mates with MIL-STD-348

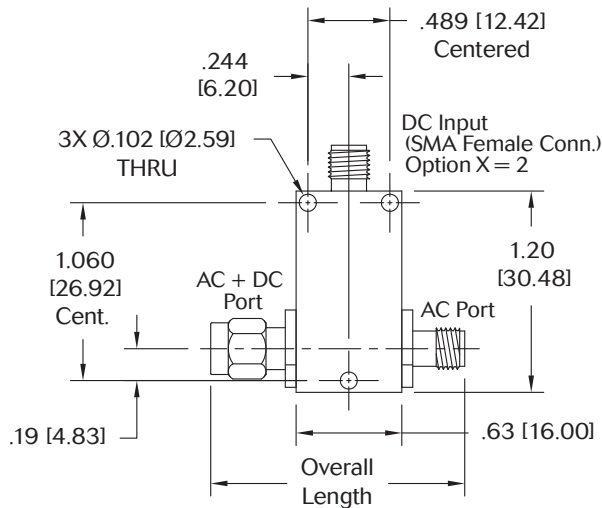
Typical performance from 50 kHz - 40 GHz
INSERTION LOSS vs. FREQUENCY



* K is a Trademark of Anritsu Corp.



Model Numbers	Connector Configuration Port		Overall Length Max.
	AC + DC	AC	
8810KMFx-yy	Male	Female	1.63 [41.40]
8810KFFx-yy	Female	Female	1.60 [40.64]
8810KMMx-yy	Male	Male	1.75 [44.45]
8810KFMx-yy	Female	Male	1.63 [41.40]



HOW TO ORDER:

Model Number: **8810KZZX-yy**

Base Number | Freq. Range
 DC Connector Type | 26 = 50 kHz - 26.5 GHz
 1 = Solder Post | 40 = 50 kHz = 40 GHz
 2 = SMA Female Conn.
 3 = BNC Female Conn.

Ordering Examples:

Model Number: **8810KFF2-26**
 50 kHz - 26.5 GHz, 2.9mm Fem/Fem
 25 Volts, 750mA Max.
 SMA Female DC Connector Type
 Model Number: **8810KMF1-40**
 50 kHz - 40 GHz, 2.9mm Male/Fem
 25 Volts, 150mA Max.
 Solder Post DC Connector Type

Note: Dimensions in Brackets are Expressed in Millimeters and are for Reference Only.
 Design specifications are subject to change without notice.
 Contact factory for technical specifications before purchasing or use.

8810K: REV H



Aeroflex / Inmet, Inc. • 300 Dino Drive, Ann Arbor, MI 48103 • U.S.A.
 888-244-6638 or 734-426-5553 • FAX: 734-426-5557
 www.aeroflex.com/inmet • inmet-sales@eroflex.com