

DC BLOCKS

GPO™, 7 kHz - 26.5 GHz, Inner Only

SPECIFICATIONS:

Models: 8535GX, 8535GLX

RoHS
Compliant

AEROFLEX
A passion for performance.

Electrical:

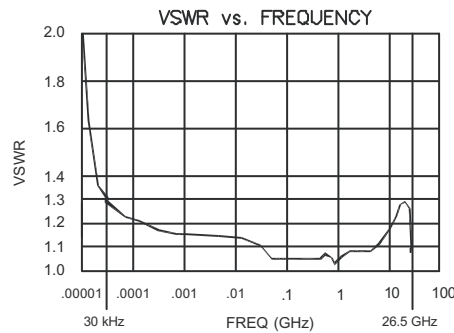
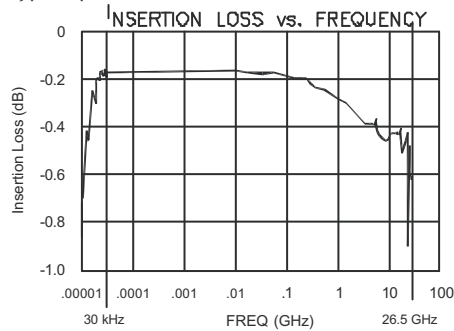
Frequency Range _____ 7 kHz - 26.5 GHz
 VSWR:
 30 KHz - 12 GHz _____ 1.35:1 Max.
 12 GHz - 26.5 GHz _____ 1.40:1 Max.
 Impedance _____ 50 Ohms
 Voltage Rating _____ 50 Volts Max.
 Operating Temp Range _____ -35°C to +85°C
 Rise Time (10 - 90%) _____ < 9 pS Typical
 Insertion Loss
 30 kHz - 26.5 GHz _____ 1.2 dB Max.

Mechanical:

GPO™ Connectors _____ Gold Plated Beryllium Copper
 (GPO Connectors mate with SMP connectors IAW MIL-STD-348)
 Conductors _____ Gold Plated Beryllium Copper
 Barrel** _____ Passivated Stainless Steel

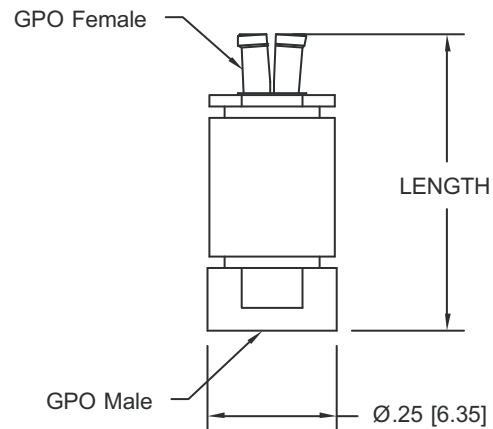
** For a Gold Plated Barrel add /AU to the Model Number
 GPO is a trademark of Corning Gilbert Inc.

Typical performance from 7 kHz - 26.5 GHz



Model Number: **8535GYZ**

Connector Configuration	Model Numbers	LENGTH	
		Inches	Millimeters
Male/Female	8535G 8535GL	.58 ±.05	[14.73 ±1.27]
Male/Male	8535GM 8535GLM	.56 ±.05	[14.22 ±1.27]
Female/Female	8535GF	.60 ±.05	[15.24 ±1.27]



HOW TO ORDER:

Model Number: **8535GYZ/FF**

Connector Style _____ Connector Configuration _____
 = Full Detent Male Interface = Male/Female
 Force to Engage: 15.0 Lbs Max. F = Fem/Fem
 L = Limited Detent Male Interface M = Male/Male
 Force to Engage: 5.0 Lbs Max.

Finish
 = Passivated Barrel
 /AU = Gold Plated Barrel

Ordering Examples:

Model Number: **8535G**
 GPO - Male/Female, Male has Full Detent Interface

Model Number: **8535GF**
 GPO- Female/Female

Model Number: **8535GLM**
 GPO- Male/Male, Limited Detent Interface

Note: Dimensions in Brackets are Expressed in Millimeters and are for Reference Only.

8535G: REVA



Aeroflex / Inmet, Inc. • 300 Dino Drive, Ann Arbor, MI 48103 • U.S.A.
 888-244-6638 or 734-426-5553 • FAX: 734-426-5557
 www.aeroflex.com/inmet • inmet-sales@eroflex.com