

# MSS40,000 Series

## Medium Barrier Silicon Schottky Diodes



### Description

The Aeroflex / Metelics MSS40,000 Series of Schottky diodes are fabricated on N-Type epitaxial substrates using proprietary processes that yield the highest FCOs in the industry. Optimum mixer performance is obtained with LO power of 0 dBm to +6 dBm per diode.

### Features

- $V_F$ ,  $R_D$  and  $C_J$  matching options
- Chip, beam lead or packaged devices
- Hi-Rel screening per MIL-PRF-19500 and MIL-PRF-38534 available

### Absolute Maximum Ratings

Parameters	Rating
Reverse Voltage	Rated $V_{BR}$
Forward Current	50 mA
Operation Temperature	-65 °C to +150 °C
Storage Temperature	-65 °C to +150 °C
Power Dissipation	100 mW per junction at $T_A = 25$ °C, derate linearly to zero at $T_A = +150$ °C
Soldering Temperature (Packaged)	+ 260 °C for 5 sec.
Beam Lead Pull Strength	4 grams minimum

### Chip

#### Electrical Specifications, $T_A = 25$ °C

Model	Configuration	$V_F$ TYP V	$V_{BR}$ MIN V	$C_J$ TYP / MAX pF	$R_S$ TYP $\Omega$	$R_D$ MAX $\Omega$	$F_{CO}$ TYP GHz	Outline
MSS40,045-C15	Single Junction	0.42	3	0.09 / 0.12	7	15	253	C15
MSS40,048-C15	Single Junction	0.40	3	0.12 / 0.15	7	15	190	C15
Test Conditions		$I_F = 1$ mA	$I_R = 10$ $\mu$ A	$V_R = 0$ V $F = 1$ MHz	$I_F = 5$ mA			



### Beam Lead

#### Electrical Specifications, $T_A = 25\text{ }^\circ\text{C}$

Model	Configuration	$V_F$ TYP V	$V_{BR}$ MIN V	$C_J$ TYP / MAX pF	$R_S$ TYP $\Omega$	$R_D$ MAX $\Omega$	$F_{CO}$ TYP GHz	Outline
MSS40,141-B10B	Single Junction	0.42	3	0.06 / 0.10	10	22	265	B10B
MSS40,148-B10B	Single Junction	0.40	3	0.12 / 0.15	7	17	190	B10B
MSS40,155-B10B	Single Junction	0.38	3	0.25 / 0.30	5	13	127	B10B
MSS40,244-B20	Series Tee	0.44	3	0.08 / 0.12	19	22	105	B20
MSS40,248-B20	Series Tee	0.44	3	0.12 / 0.15	10	17	133	B20
MSS40,255-B20	Series Tee	0.38	3	0.25 / 0.30	5	15	127	B20
MSS40,448-B41	Ring Quad	0.40	3	0.12 / 0.15	7	17	190	B41
MSS40,455-B40	Ring Quad	0.38	3	0.25 / 0.30	5	17	127	B40
Test Conditions		$I_F = 1\text{ mA}$	$I_R = 10\text{ }\mu\text{A}$	$V_R = 0\text{ V}$ $F = 1\text{ MHz}$	$I_F = 5\text{ mA}$			

### Packaged

#### Electrical Specifications, $T_A = 25\text{ }^\circ\text{C}$

Model	Configuration	$V_F$ TYP V	$V_{BR}$ MIN V	$C_T$ TYP / MAX pF	$R_S$ TYP $\Omega$	$R_D$ MAX $\Omega$	$F_{CO}$ TYP GHz	Outline
MSS40,045-P55	Single Junction	0.42	3	0.21 / 0.27	7	15	253	P55
MSS40,045-P86	Single Junction	0.42	3	0.24 / 0.30	7	15	253	P86
MSS40,048-P55	Single Junction	0.40	3	0.24 / 0.30	7	15	190	P55
MSS40,048-P86	Single Junction	0.40	3	0.27 / 0.33	7	15	190	P86
MSS40,141-E25	Single Junction	0.42	3	0.16 / 0.22	10	18	265	E25
MSS40,141-H20	Single Junction	0.42	3	0.24 / 0.30	10	18	265	H20
MSS40,148-E25	Single Junction	0.40	3	0.22 / 0.28	7	15	190	E25
MSS40,148-H20	Single Junction	0.40	3	0.30 / 0.36	7	15	190	H20
MSS40,155-E25	Single Junction	0.38	3	0.35 / 0.41	5	14	127	E25
MSS40,155-H20	Single Junction	0.38	3	0.43 / 0.50	5	14	127	H20
MSS40,244-E35	Series Tee	0.44	3	0.18 / 0.24	19	28	105	E35
MSS40,248-E35	Series Tee	0.44	3	0.22 / 0.28	10	18	133	E35
MSS40,255-E35	Series Tee	0.38	3	0.35 / 0.41	5	14	127	E35
MSS40,448-E45	Ring Quad	0.40	3	0.24 / 0.30	7	15	190	E45
MSS40,455-E45	Ring Quad	0.38	3	0.32 / 0.38	5	14	127	E45
MSS40,455-H45	Ring Quad	0.38	3	0.42 / 0.48	5	14	127	H40
Test Conditions		$I_F = 1\text{ mA}$	$I_R = 10\text{ }\mu\text{A}$	$V_R = 0\text{ V}$ $F = 1\text{ MHz}$	$I_F = 5\text{ mA}$			

# MSS40,000 Series Medium Barrier Silicon Schottky Diodes



Typical Performance,  $T_A = 25^\circ\text{C}$

Figure 1.

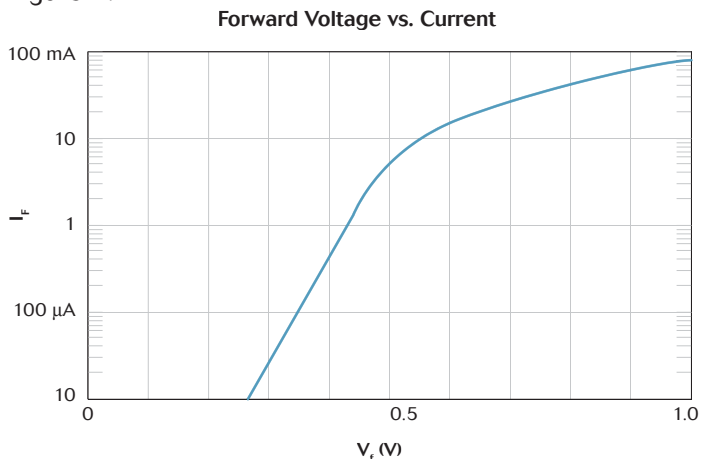


Figure 2.

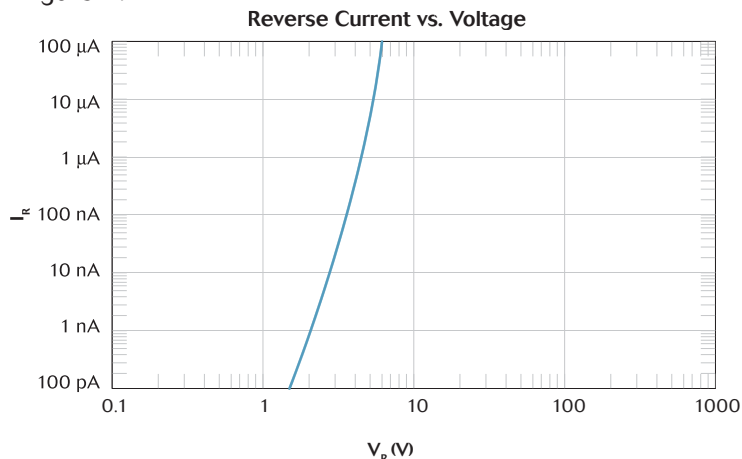


Figure 3.

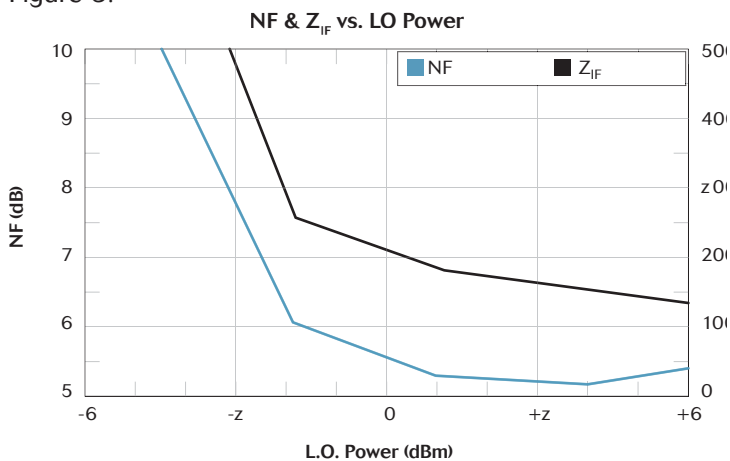
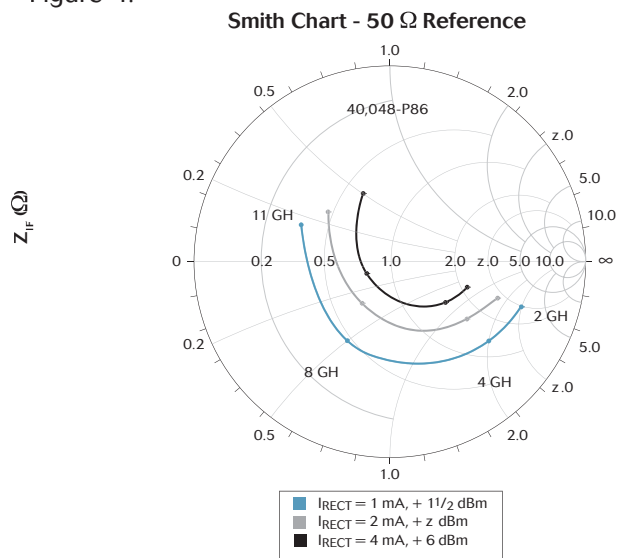
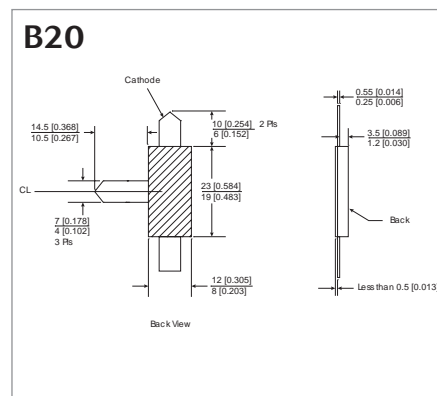
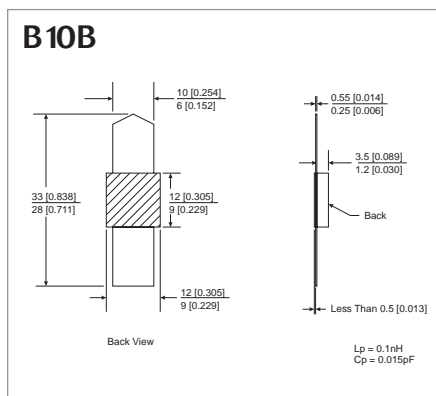
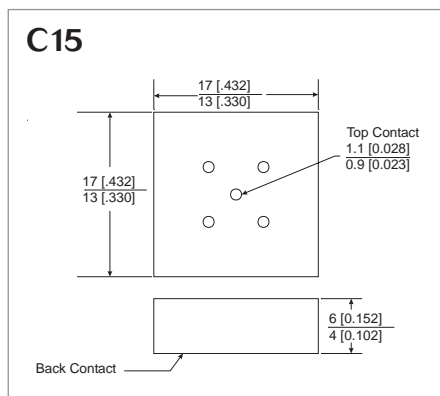


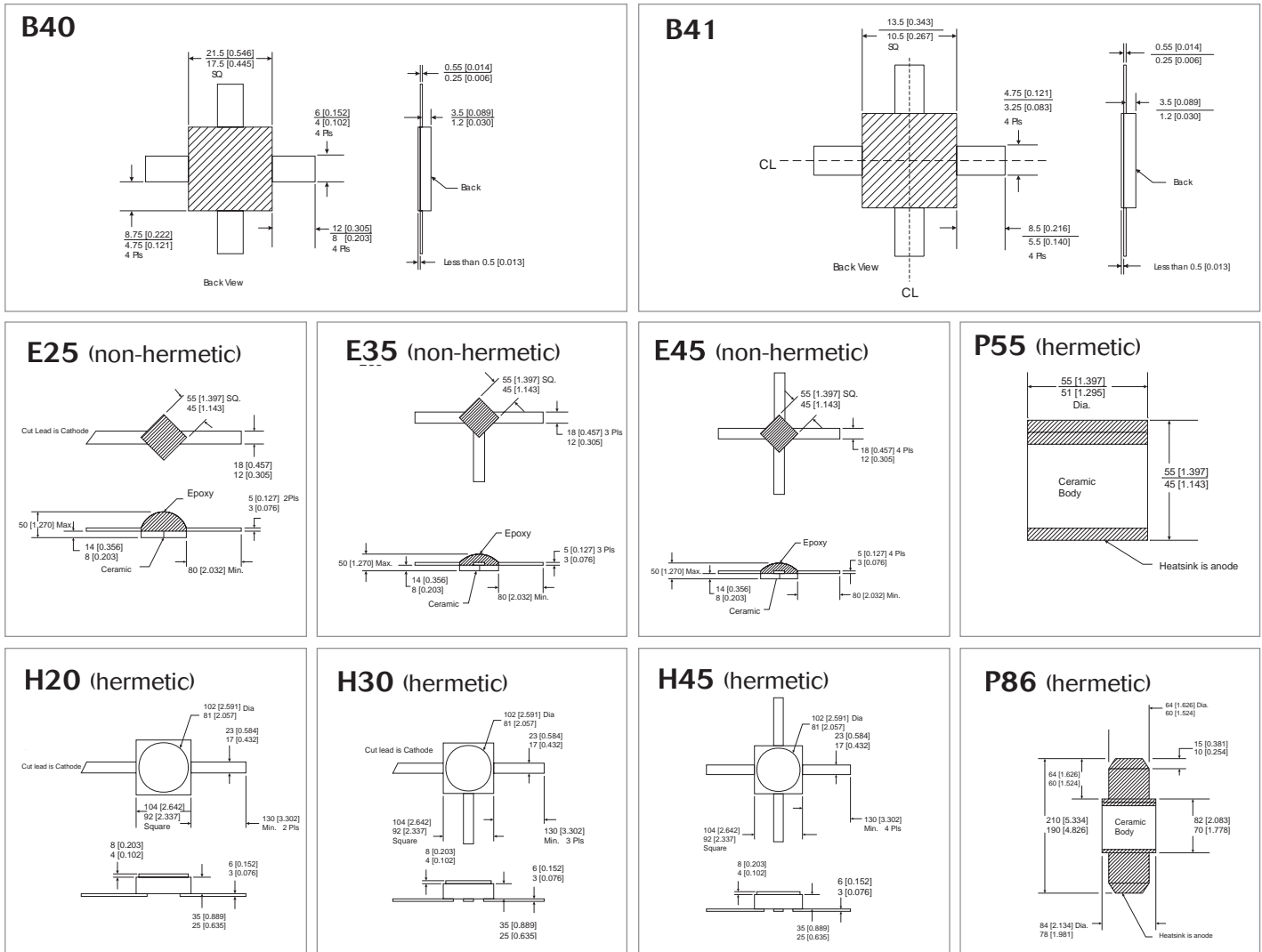
Figure 4.



## Outline Drawings



### Outline Drawings



**Aeroflex / Metelics**  
 Aeroflex Microelectronic Solutions  
 975 Stewart Drive, Sunnyvale, CA 94085  
 TEL: 408-737-8181  
 Fax: 408-733-7645

[www.aeroflex-metelics.com](http://www.aeroflex-metelics.com)      [sales@eroflex-metelics.com](mailto:sales@eroflex-metelics.com)

Aeroflex / Metelics, Inc. reserves the right to make changes to any products and services herein at any time without notice. Consult Aeroflex or an authorized sales representative to verify that the information in this data sheet is current before using this product. Aeroflex does not assume any responsibility or liability arising out of the application or use of any product or service described herein, except as expressly agreed to in writing by Aeroflex; nor does the purchase, lease, or use of a product or service from Aeroflex convey a license under any patent rights, copyrights, trademark rights, or any other of the intellectual rights of Aeroflex or of third parties. Copyright 2003 Aeroflex / Metelics. All rights reserved.



Our passion for performance is defined by three attributes represented by these three icons: solution-minded, performance-driven and customer-focused.