

Terminations & Loads



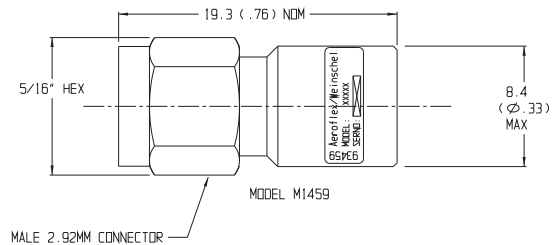
Model 1459 Precision, SMK Connectors

dc to 40.0 GHz
2 Watts

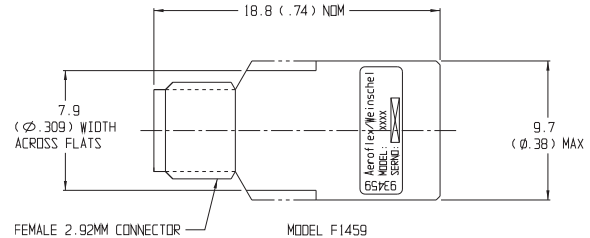


PHYSICAL DIMENSIONS:

Model M1459/M1459A:



Model F1459/F1459A:



NOTE: All dimensions are given in mm (inches) and are maximum, unless otherwise specified.

Features

- /// High Performance - Precision Lab Grade
- /// Subminiature Size and Lightweight - All models weigh 6 grams with male connector
- /// Low SWR Design Option
- /// Rugged Construction

Specifications

NOMINAL IMPEDANCE: 50 Ω

FREQUENCY RANGE: dc to 40.0 GHz

POWER RATING: 2.0 watt **average** @ 25°C ambient temperature, derated linearly to 0.2 watts @ 100°C. 500 watts **peak** maximum (5 μsec pulse width; 0.2% duty cycle).

MAXIMUM SWR:

Frequency Range (GHz)	F1459 M1459	F1459A	M1459A
dc - 18	1.15	1.10	1.10
18 - 40	1.25	1.18	1.15

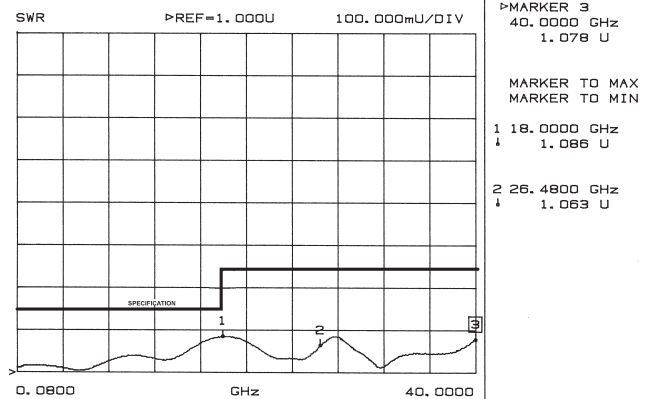
TEMPERATURE RANGE: -50°C to +100°C

TEST DATA: Swept data plots of SWR from 50 MHz to 40 GHz is available at additional cost.

CONNECTOR: SMK (2.92mm) connector compatible with SMA, 3.5mm and SMK connector. Choice of male or female connector. When ordering, prefix model number with M for male and F for female.

WEIGHT: 6.0 g (0.17 oz) maximum

S22 REVERSE REFLECTION



Typical M1459 SWR Performance