

Part Number: PSA23-11CGKWA

Green

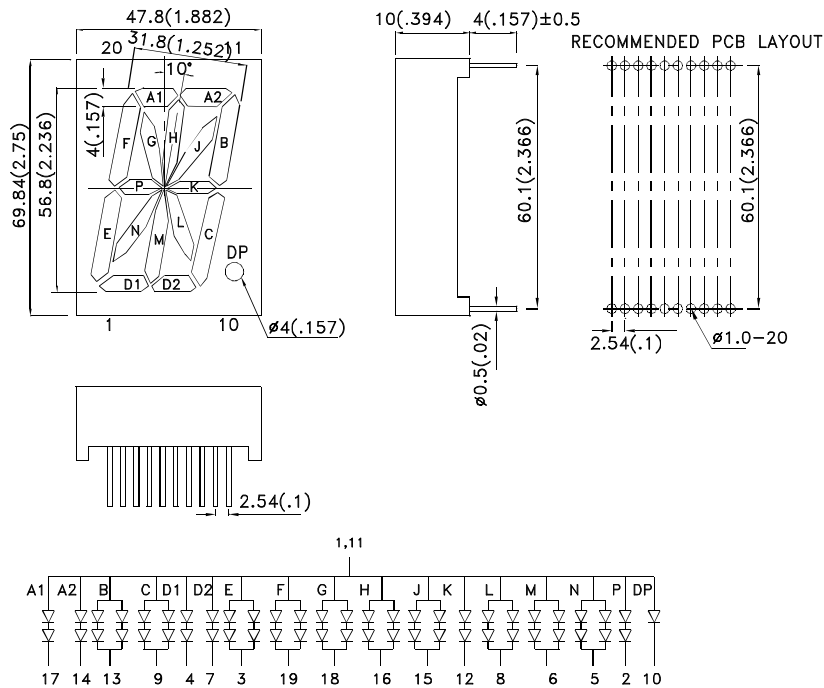
### Features

- 2.3 inch character height.
- Low current operation.
- High contrast and light output.
- Easy mounting on P.C. boards or sockets.
- Mechanically rugged.
- Standard : gray face, white segment.
- RoHS compliant.

### Description

The Green source color devices are made with AlGaInP on GaAs substrate Light Emitting Diode.

### Package Dimensions & Internal Circuit Diagram



**Notes:**

1. All dimensions are in millimeters (inches), Tolerance is  $\pm 0.25(0.01)$  unless otherwise noted.
2. The specifications, characteristics and technical data described in the datasheet are subject to change without prior notice.



## Selection Guide

Part No.	Dice	Lens Type	Iv (ucd) [1] @ 10mA		Description
			Min.	Typ.	
PSA23-11CGKWA	Green (AlGaInP)	White Diffused	9000	17000	Common Anode, Rt. Hand Decimal.

Note:

1. Luminous intensity/ luminous Flux: +/-15%.

## Electrical / Optical Characteristics at TA=25°C

Symbol	Parameter	Device	Typ.	Max.	Units	Test Conditions		
$\lambda$ peak	Peak Wavelength	Green	574		nm	I <sub>F</sub> =20mA		
$\lambda$ D[1]	Dominant Wavelength	Green	570		nm	I <sub>F</sub> =20mA		
$\Delta\lambda$ 1/2	Spectral Line Half-width	Green	20		nm	I <sub>F</sub> =20mA		
C	Capacitance	Green	15		pF	V <sub>F</sub> =0V;f=1MHz		
V <sub>F</sub> [2]	Forward Voltage	A1,A2,D1,D2,P,K	Green	4.2	5.0	V	I <sub>F</sub> =20mA	
		B,C,E,F,G,H,J,L,M,N						
		DP						2.1
I <sub>R</sub>	Reverse Current	A1,A2,D1,D2,P,K	Green		10	uA	V <sub>R</sub> = 10V V <sub>R</sub> = 10V V <sub>R</sub> = 5V	
		B,C,E,F,G,H,J,L,M,N						20
		DP						10

Notes:

1. Wavelength: +/-1nm.

2. Forward Voltage: +/-0.1V.

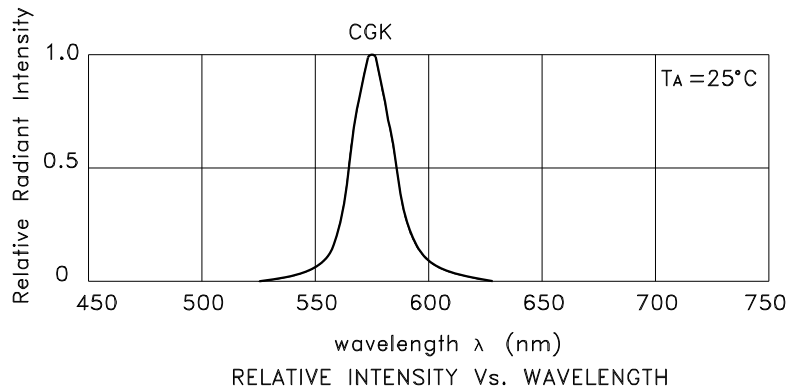
## Absolute Maximum Ratings at TA=25°C

Parameter	Green	Units
Power dissipation	A1,A2,D1,D2,P,K	150
	B,C,E,F,G,H,J,L,M,N	300
	DP	75
DC Forward Current	A1,A2,D1,D2,P,K	30
	B,C,E,F,G,H,J,L,M,N	60
	DP	30
Peak Forward Current [1]	A1,A2,D1,D2,P,K	150
	B,C,E,F,G,H,J,L,M,N	300
	DP	150
Reverse Voltage	A1,A2,D1,D2,P,K	10
	B,C,E,F,G,H,J,L,M,N	10
	DP	5
Operating / Storage Temperature	-40°C To +85°C	
Lead Solder Temperature [2]	260°C For 3-5 Seconds	

Notes:

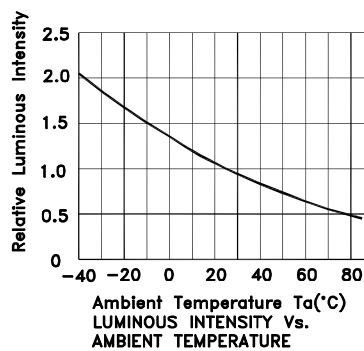
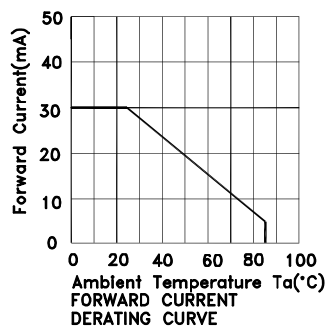
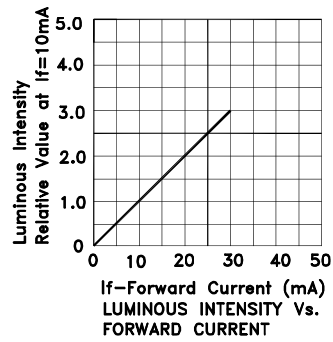
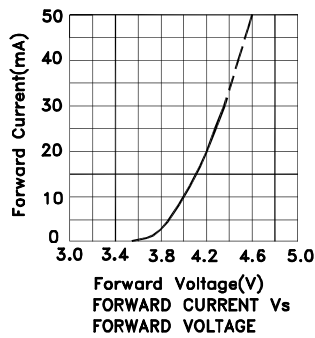
1. 1/10 Duty Cycle, 0.1ms Pulse Width.

2. 2mm below package base.



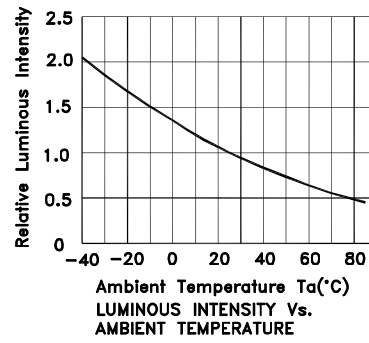
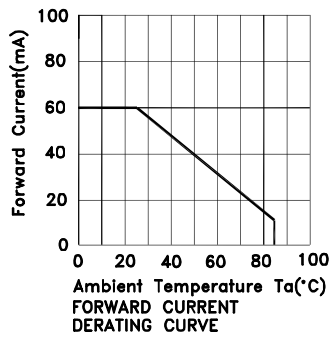
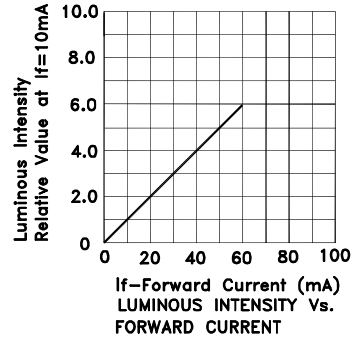
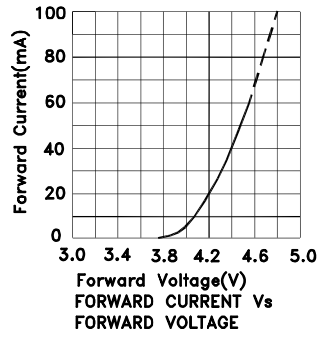
**Green**

**PSA23-11CGKWA**



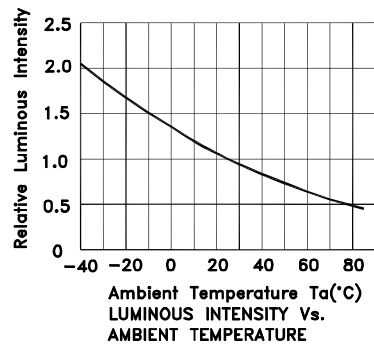
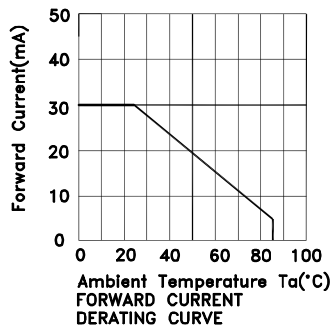
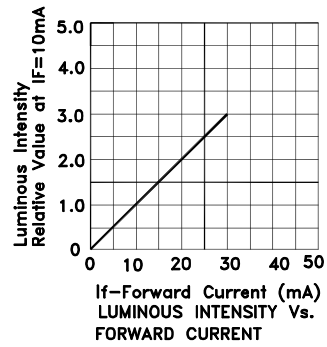
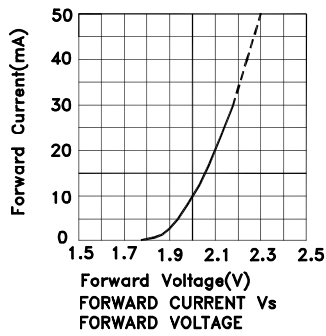
Note:the curves are on the segment a1,a2,d1,d2,p,k.

## Green



Note:the curves are on the segment b,c,e,f,g,h,j,l,m,n.

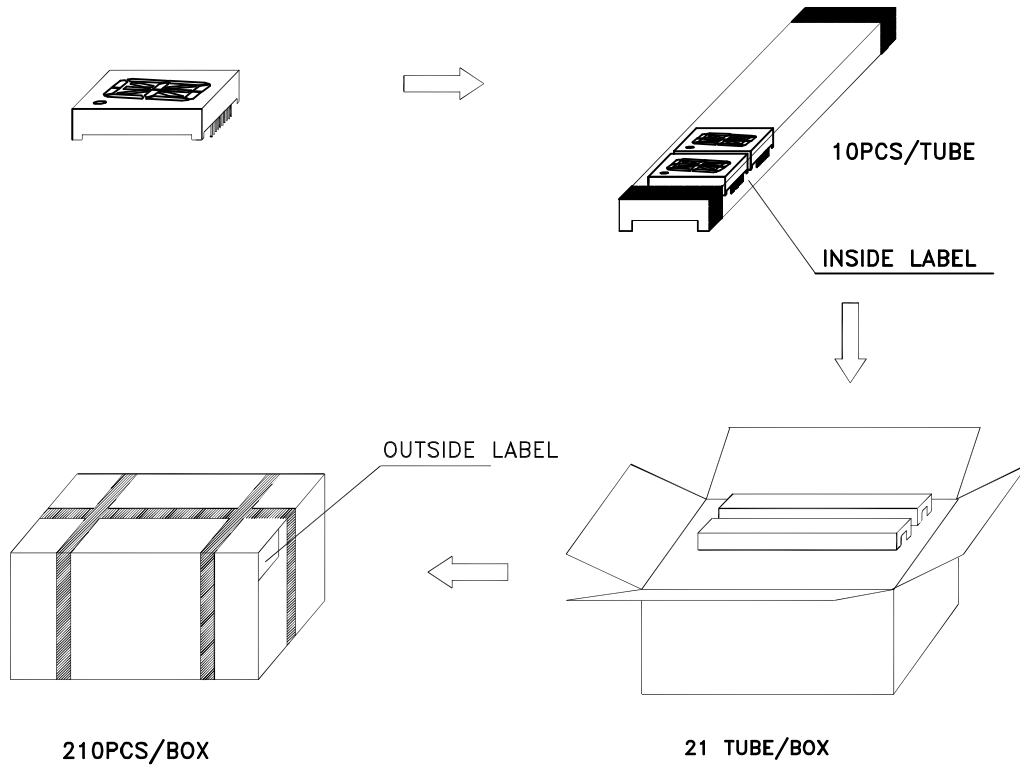
## Green



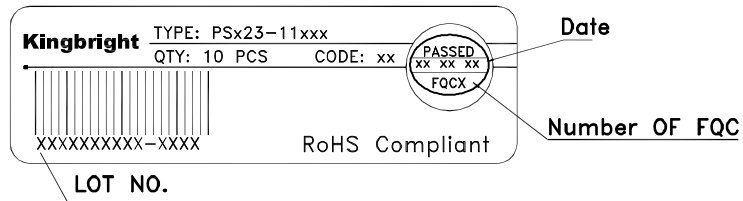
Note:the curves are on the DP.

**PACKING & LABEL SPECIFICATIONS**

**PSA23-11CGKWA**



**Inside Label On IC-tube**



**Outside Label On Box**

