

Part Number: TBC40-12SURKCGKWA

Hyper Red
Green

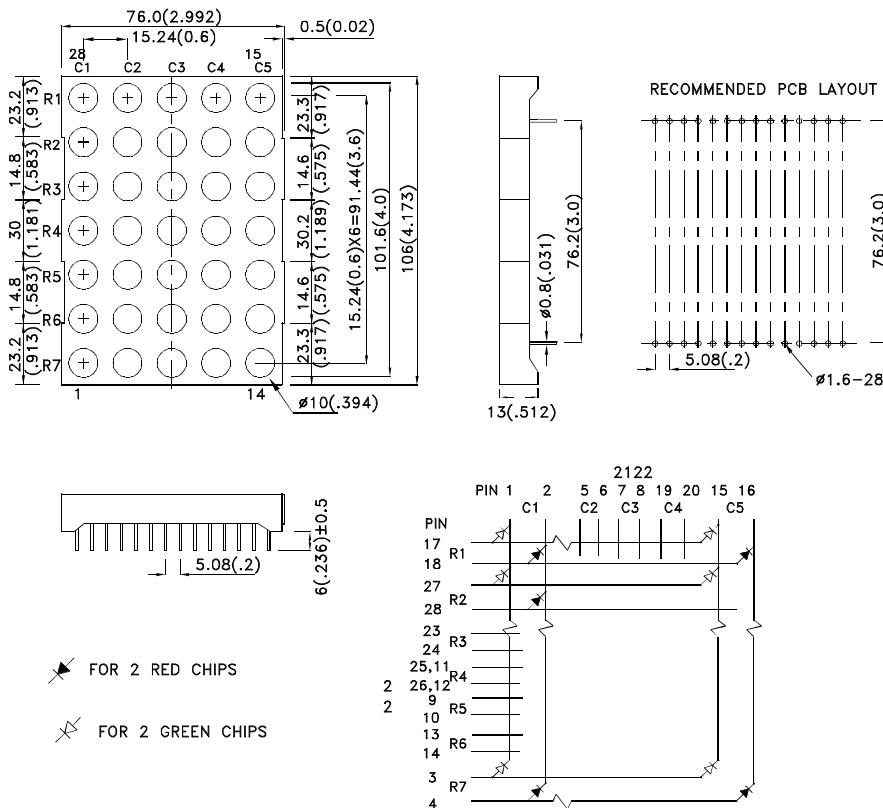
Features

- 4.0 inch matrix height.
- Dot size 10mm.
- Low current operation.
- High contrast and light output.
- Compatible with ASCII and EBCDIC codes.
- Stackable horizontally.
- Easy mounting on p.c. boards or sockets.
- Multicolor available.
- Mechanically rugged.
- Standard : gray face, white dot.
- RoHS compliant.

Description

The Hyper Red source color devices are made with Al-GaInP on GaAs substrate Light Emitting Diode.
The Green source color devices are made with AlGaInP on GaAs substrate Light Emitting Diode.

Package Dimensions & Internal Circuit Diagram



Notes:

1. All dimensions are in millimeters (inches), Tolerance is $\pm 0.25(0.01)$ unless otherwise noted.
2. The specifications, characteristics and technical data described in the datasheet are subject to change without prior notice.



Selection Guide

Part No.	Dice	Lens Type	Iv (ucd) [1] @ 10mA		Description
			Min.	Typ.	
TBC40-12SURKCGKWA	Hyper Red (AlGaInP)	White Diffused	88000	240000	Column Cathode
	Green (AlGaInP)		26000	140000	

Note:

1. Luminous intensity/ luminous Flux: +/-15%.

Electrical / Optical Characteristics at TA=25°C

Symbol	Parameter	Device	Typ.	Max.	Units	Test Conditions
λ_{peak}	Peak Wavelength	Hyper Red Green	650 574		nm	I _F =20mA
λ_D [1]	Dominant Wavelength	Hyper Red Green	630 570		nm	I _F =20mA
$\Delta\lambda_{1/2}$	Spectral Line Half-width	Hyper Red Green	28 20		nm	I _F =20mA
C	Capacitance	Hyper Red Green	35 15		pF	V _F =0V;f=1MHz
V _F [2]	Forward Voltage (Per Dot)	Hyper Red Green	3.9 4.2	5.0 5.0	V	I _F =20mA
I _R	Reverse Current (Per Dot)	Hyper Red Green		10	uA	V _R =5V

Notes:

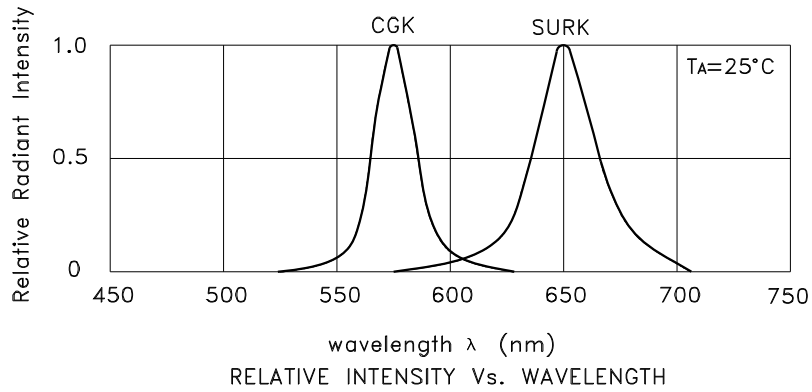
- 1.Wavelength: +/-1nm.
2. Forward Voltage: +/-0.1V.

Absolute Maximum Ratings at TA=25°C

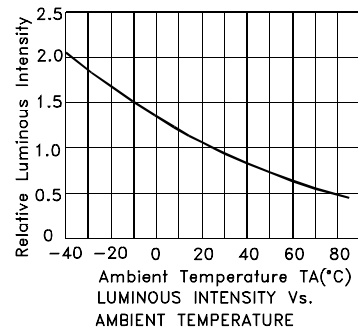
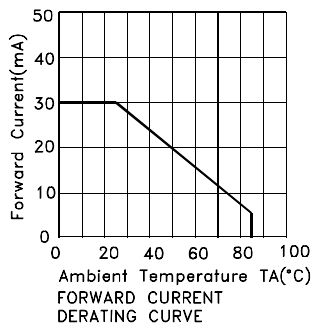
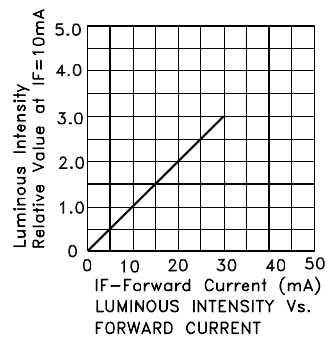
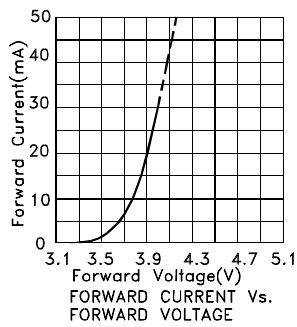
Parameter	Hyper Red	Green	Units
Power dissipation (Per Dot)	150	150	mW
DC Forward Current (Per Dot)	30	30	mA
Peak Forward Current [1] (Per Dot)	185	150	mA
Reverse Voltage (Per Dot)	5		V
Operating/Storage Temperature	-40°C To +85°C		
Lead Solder Temperature [2]	260°C For 3-5 Seconds		

Notes:

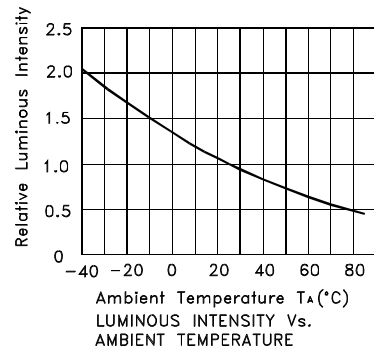
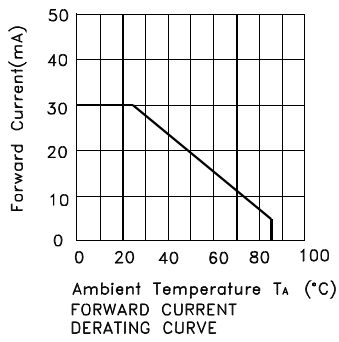
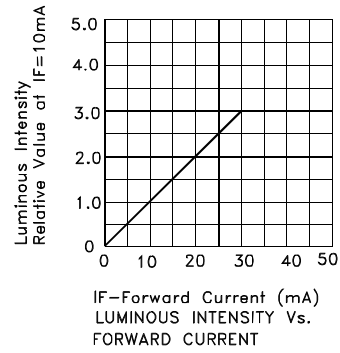
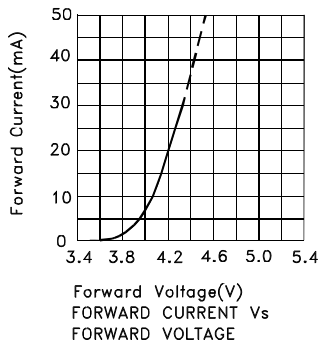
1. 1/10 Duty Cycle, 0.1ms Pulse Width.
2. 2mm below package base.



TBC40-12SURKCGKWA Hyper Red

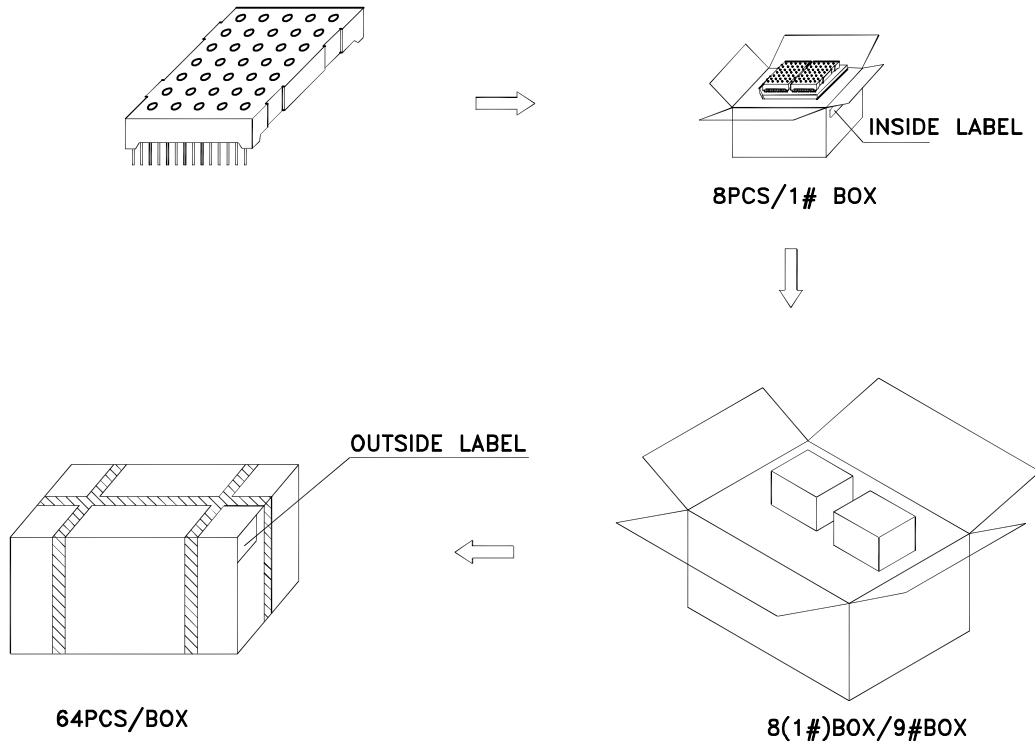


Green

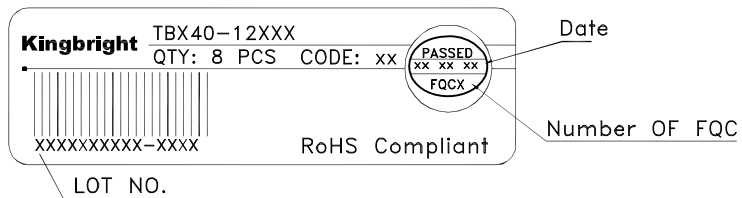


PACKING & LABEL SPECIFICATIONS

TBC40-12SURKCGKWA



Inside LABEL On 1#BOX



Outside LABEL On Box

