

DATA LSH, LPH, LPS, LPV, SMS, PMS, MTG SWITCHES – MOMENTARY ACTION



BENEFITS

- Simple assembly, long life time, short lead time
- Reliable tactile feedback
- Various designs with 1/4 and 1/2 inch are possible with different heights
- Variable colour design and lettering
- Available for through hole and SMD assembly
- Tested to degree of protection IP 40 and IP 67

		LSH/LPH LPS/LPV	SMS	PMS	MTG	
Electrical data						
Contact material					gold	silver
Switching voltage max.	[V]	12 DC	30 AC / 42 DC	30 AC / 42 DC	max. 24 DC	max. 48 DC
Switching current max.	[mA]	50	50	50	max. 50	max. 125
Rated breaking capacity	[W]		0.12	0.12	0.48	2.40
Lifetime (at rated breaking capacity)		> 10 ⁵	> 10 ⁶	> 10 ⁶	> 10 ⁶	> 10 ⁶
Initial contact resistance, new	[mΩ]	max. 100	< 50	< 50	< 50	< 50
Initial contact resistance, after lifetime	[mΩ]	max. 100	< 150	< 150	< 50	< 50
Insulation resistance	[mΩ]		> 10 ⁸	> 10 ⁸	> 10 ⁸	> 10 ⁸
Contact bounce time	[ms]	typ. 0.1	typ. 0.15	typ. 0.15	typ. 0.1	typ. 0.1
Mechanical data						
Actuating force	IP 40 [N] IP 67 [N]	1.6 ± 0.5	1.6 ± 0.4 1.8 ± 0.4	1.6 ± 0.4 1.8 ± 0.4	2.5 ± 0.5	2.5 ± 0.5
Contact travel	[mm]	0.25 + 0.2/-0.1	0.35 ± 0.1	0.35 ± 0.1	0.45 ± 0.1	0.45 ± 0.1
End stop strength	[N]	50 N/3s	> 100	> 100	> 50	> 50
Lifetime	[operations]	> 10 ⁵	> 10 ⁶	> 10 ⁶	> 10 ⁶	> 10 ⁶
Other data						
Degree of protection		IP 40	IP 40/IP 67	IP 40/IP 67	IP 40	IP 40
Soldering method		IR-Reflow	IR-Reflow	Wave	Wave	Wave
Soldering heat resistance	(LSH) IR Reflow [°C/s] (LPV/LPS/LPH) [°C/s] Jedec J-STD-020C	240/20 260/3	245/5	248,5/1	248,5/1	248,5/1
Ambient temperature	[°C]	-20 – +70	-40 – +85	-40 – +85	-25 – +85	-25 – +85
Storage temperature	[°C]	-30 – +85	-40 – +85	-40 – +85	-25 – +85	-25 – +85
Cleaning agent proof			Zestron	Zestron		
Flux - proof			IP67	IP67		
Materials						
Sealing membrane IP 67			VMQ	VMQ		
Contact material gold			CuZn37 Ni + Au	CuZn -3µm Ni +2µm Au		
Contact material silver				CuZn -2.5µm Ag passivated		
Terminals		CuZn+Cu+Ag 0,7µm	CuZn37 - Sn			
Socket			Thermoplast PA 4.6	Thermoplast PES		
Actuator			Thermoplast PPS	Thermoplast PC		
Cover plate			X 12CrNi177			

OVERVIEW LSH
SWITCHES—MOMENTARY ACTION

LSH
FEATURES

Degree of protection	IP 40
Models/Leads	Gullwing, height variable

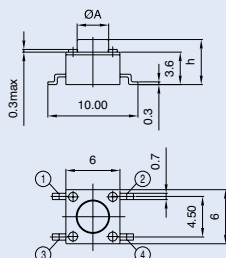
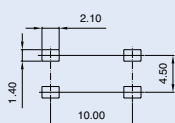
PART NUMBER *

Actuator dimensions		
2.40 mm x 2.40 mm		
2.80 mm x 2.80 mm		
Actuator $\varnothing A$ / Overall height h		
3.50 mm / 3.85 mm		
3.40 mm / 4.30 mm	1301.9314.	xx
3.40 mm / 5.00 mm	1301.9315.	xx
3.30 mm / 6.15 mm		
3,30 mm / 7.00 mm	1301.9316.	xx
3.30 mm / 7.30 mm	1301.9317.	xx
3,30 mm / 8.00 mm	1301.9318.	xx
3.20 mm / 9.50 mm	1301.9319.	xx
3.00 mm / 11.35 mm		
3,40 mm / 12.50 mm	1301.9320.	xx


Packaging

loose in boxes	
taped and reeled	24

Dimensions:


 Solder pads:
Drilling diagram:


Circuit diagram:



* X in the Part No. must be replaced by the desired version