
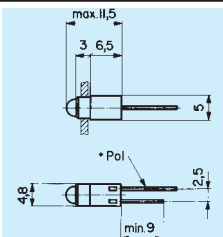
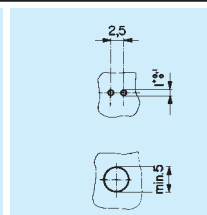

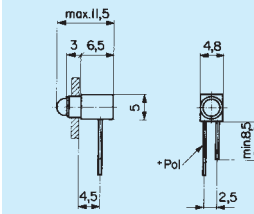
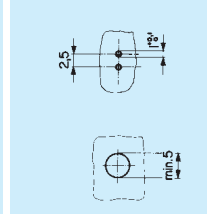

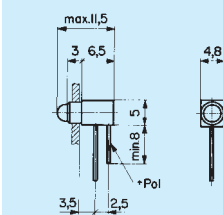
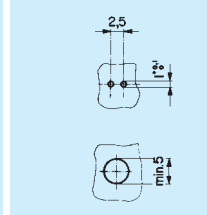


# LED-Fassung SRL (für 3mm LED)

## LED-Holder SRL (for T1 LED)

Ausführungen Models	Abmessungen Dimensions	Bohrplan Drilling diagram	Farbe Colour	gewünschte Farbe ankreuzen select your colour		Artikelnummer Part Number
			rot	<input type="checkbox"/>	0035.1340	
			grün	<input type="checkbox"/>	0035.1341	
			gelb	<input type="checkbox"/>	0035.1342	
			rot	<input type="checkbox"/>	0035.1350	
			grün	<input type="checkbox"/>	0035.1351	
			gelb	<input type="checkbox"/>	0035.1352	
			rot	<input type="checkbox"/>	0035.1360	
			grün	<input type="checkbox"/>	0035.1361	
			gelb	<input type="checkbox"/>	0035.1362	

### New specification from 1.7.2011\*

#### TECHNICAL DATA LEDs

1. Maximum Ratings		LED old	LED new*	LED old	LED new*	LED old	LED new*
Internal part number		0925.9730		0925.9731		0925.9732	
Light colour		red	red	green	green	yellow	yellow
Forward current DC	$I_f$ max. [mA]	40	30	40	30	40	30
Power dissipation	$P_{tot}$ max. [mW]	130	100	130	100	130	100
2. Characteristics (typ. At $T_u=25^\circ\text{C}$ )							
Forward Voltage	at $I_f=10\text{mA}$ , $U_f$ typ. [V]	2.0 (<2.6)	2 at 20mA	2.0 (<2.6)	2.4 at 20mA	2.0 (<2.6)	2.4 at 20mA
Luminous intensity	at $I_f=10\text{mA}$ , $I_v$ typ. [mcd]	11.2 - 28	6.3 to...	18 - 45	6.3 to...	11.2 - 28	6.3 to...
Viewing angle	typ. [degree]	50	60	50	60	50	60
Peak wave length	typ. [nm]	635	635	565	565	586	585
Reverse voltage	$U_r$ typ. [V]	5	6	5	6	5	6

### 1. Elektrische Kennwerte / Electrical data

Technische Daten der LED 0925.0029/30/67 siehe S.100/101 / Technical data LED 0925.0029/30/67 see p.100/101

### 2. Sonstige Kennwerte / Other data


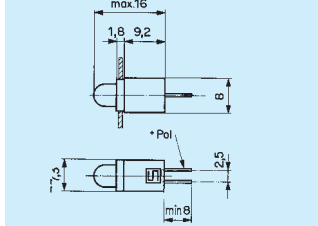
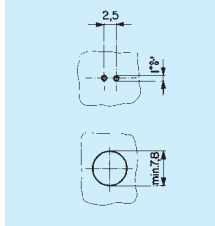

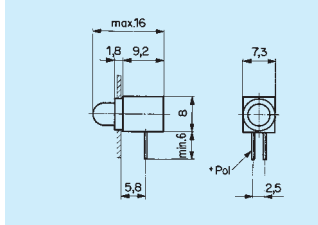
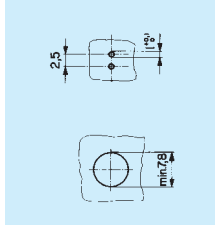

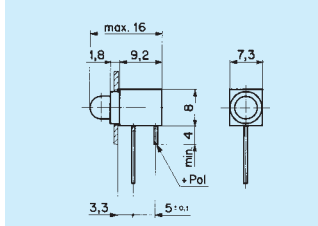
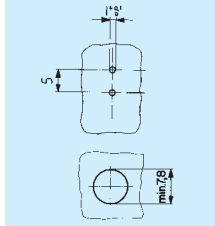
Lötbarkeit / Solderability	max. 2s < 235 °C (IEC 68 2-20 Test Ta Methode 1)
Lötwärmebeständigkeit / Soldering heat resistance	max. 5s < 260 °C (IEC 68 2-20 Test Tb Methode 1A)
Umgebungstemperatur / Ambient temperature	-25°C ... +85°C
Lagertemperatur / Storage temperature	-55°C ... +100°C

### 3. Werkstoffe / Materials

Socket / Socket	Thermoplast
-----------------	-------------

# LED-Fassung SRL (für 5mm LED)

## LED-Holder SRL (for T1 3/4 LED)

Ausführungen Models	Abmessungen Dimensions	Bohrplan Drilling diagram	Farbe Colour	gewünschte Farbe ankreuzen select your colour	Artikelnummer Part Number	
 <p>siehe / see LED b)</p>			rot	red	<input type="checkbox"/>	0035.1260
			grün	green	<input type="checkbox"/>	0035.1261
			gelb	yellow	<input type="checkbox"/>	0035.1262
 <p>siehe / see LED b)</p>			rot	red	<input type="checkbox"/>	0035.1270
			grün	green	<input type="checkbox"/>	0035.1271
			gelb	yellow	<input type="checkbox"/>	0035.1272
 <p>siehe / see LED b)</p>			rot	red	<input type="checkbox"/>	0035.1280
			grün	green	<input type="checkbox"/>	0035.1281
			gelb	yellow	<input type="checkbox"/>	0035.1282

### Technische Daten / Technical data

#### 1. Elektrische Kennwerte / Electrical data

Technische Daten der LED b) 0925.0059/60/61 siehe S.100/101 / Technical data LED 0925 0059/60/61 see p.100/101

#### 2. Sonstige Kennwerte / Other data

Lötbarkeit / Solderability	max. 2s < 235°C ( IEC 68 2-20 Test Ta Methode 1 )
Lötwärmebeständigkeit / Soldering heat resistance	max. 5s < 260°C ( IEC 68 2-20 Test Tb Methode 1A )
Umgebungstemperatur / Ambient temperature	-25°C ... + 85°C
Lagertemperatur / Storage temperature	-55°C ... +100°C

#### 3. Werkstoffe / Materials

Sockel / Socket	Thermoplast
-----------------	-------------