

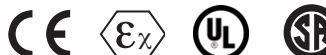
Proximity Sensors Capacitive, ATEX Thermoplastic Polyester Housing Type CB, Ø18, DC

TRIPLESIELD™

CARLO GAVAZZI



- Capacitive level sensor for solid, fluid or granulated substances
- Featuring **TRIPLESIELD™** sensor protection
- Rated operational voltage: 10-40 VDC
- Adjustable sensing distance 3-12 mm
- Output: DC 200 mA, NPN or PNP
- Make and break switching function
- LED indication
- High noise immunity
- Non-flush types
- Cable versions
- ATEX II 3DX T60°C



Product Description

ATEX approved Capacitive proximity switches with sensing distance 12 mm non-flush mounted.

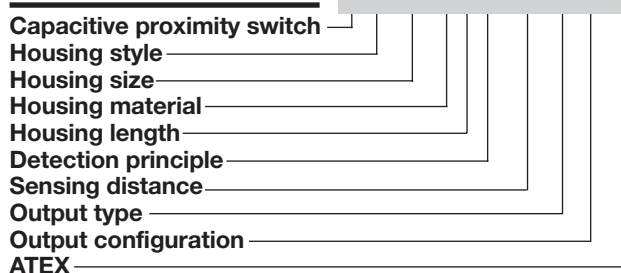
4-wire DC output with make (NO) and break (NC) switching. Grey Ø18 polyester

housing with 2 m PVC cable. Ideal for detecting grain or solids as level indicator in tanks, silos or containers.

Typical segments: agriculture, food & Beverage, conveyor-belts, plastic & rubber, etc.

Ordering Key

CB18CLN12NAAX



Type Selection

| Housing diameter | Rated operating dist. (S _n) ¹⁾ | Mounting | ATEX zone | Ordering no. SCR/cable Make switching | Ordering no. SCR/cable Break switching |
|------------------|---|-----------|-----------|---------------------------------------|--|
| M18 | 12 mm | Non-flush | | CB18CLN12NA | CB18CLN12PA |
| M18 | 12 mm | Non-flush | 22 | CB18CLN12NAAX | CB18CLN12PAAX |

¹⁾ Object: Grounded steel plate

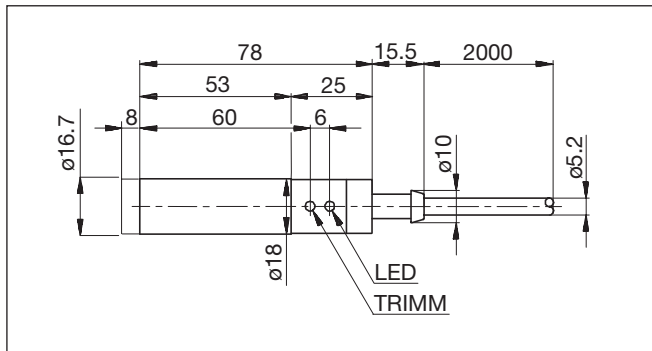
Specifications

| | | | |
|--|--|--|--|
| Rated operating dist. (S_n) CB18CLN12 | 3 to 12 mm factory set at 12 mm | Environment Degree of protection | IP 67 (Nema 1, 3, 4, 6, 13) |
| Sensitivity | Adj. 270° turn pot. meter | Temperature Operating temperature Storage temperature | -25° to +80°C (-13° to +176°F) -40° to +85°C (-40° to +185°F) |
| Effective operation dist. (S_r) | 0.9 x S _n ≤ S _r ≤ 1.1 x S _n | Housing material Body Front Cable end | Grey, thermoplastic polyester Grey, polyester Polyester |
| Usable operation dist. (S_u) | 0.8 x S _r ≤ S _u ≤ 1.2 x S _r | Connection Cable | Grey, 2 m, 2 x 0.5 mm ² Oil proof PVC |
| Repeat accuracy (R) | ≤ 5% | Weight Cable version | 110 g |
| Hysteresis (H) | 4 to 20% of sensing distance | Approvals AX versions only | UL, CSA ATEX zone 22 dust* ⊠E⊗ II 3 DX T60°C IP67 |
| Rated operational volt. (U_B) | 10 to 40 VDC (ripple incl.) | CE-marking | Yes |
| Ripple | ≤ 10% | | |
| Rated operational current (I_e) Continuous | ≤ 200 mA | | |
| No load supply current (I_o) | ≤ 10 mA | | |
| Voltage drop (U_d) | ≤ 2.5 VDC at max. load | | |
| Power ON delay | ≤ 100 ms | | |
| Freq. of operating cycles (f) | 30 Hz | | |
| Indication for output ON | LED, yellow | | |
| Protection | Reverse polarity, short-circuit, transients | | |

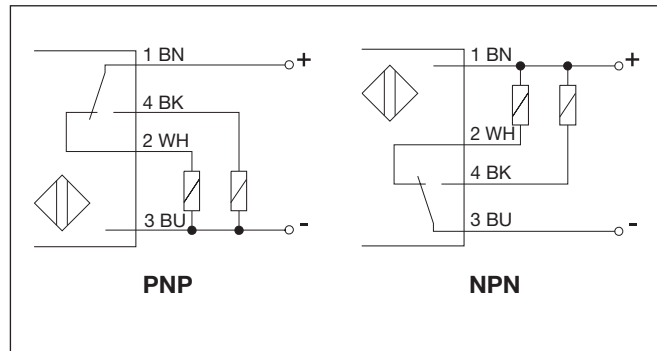
- * The cable must not be exposed to a pulling force.
- Sensor housing must be protected against mechanical shock



Dimensions



Wiring Diagrams

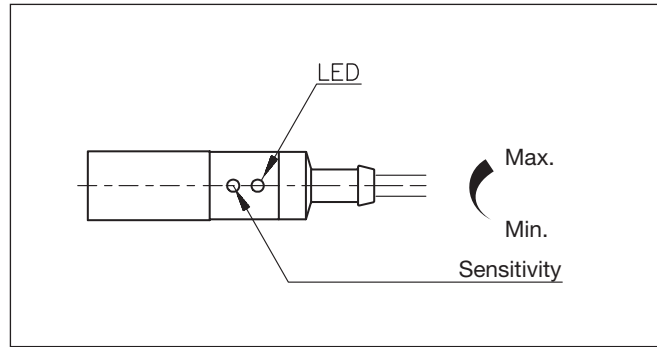


Adjustment Guide

The environments in which capacitive sensors are installed can often be unstable regarding temperature, humidity, object distance and industrial (noise) interference. Because of this, Carlo Gavazzi offers as standard features in all TRIP-LESHIELD™ capacitive sensors a user-friendly sensitivity adjustment instead of having a fixed sensing range, extended sensing range to accom-

modate mechanically demanding areas, temperature stability to ensure minimum need for adjusting sensitivity if temperature varies and high immunity to electromagnetic interference (EMI).

Note: Sensors are factory set (default) to maximum rated sensing range.



Installation Hints

Capacitive sensors have the unique ability to detect almost all materials, either in liquid or solid form. Capacitive sensors can detect metallic as well as non-metallic objects, however, their traditional use is for non-metallic materials such as:

- **Plastic Industry**
Resins, regrinds or moulded products.
- **Agriculture**
Feed, solids or grain.

- **Wood Industry**
Saw dust, paper products, door and window frames.

Materials are detected due to their dielectric constant. The bigger the size of an object, the higher the density of material, the better or easier it is to detect the object. Nominal sensing distance for a capacitive sensor is referenced to a grounded metal plate (ST37). For additional information regarding dielectric ratings of materials please refer to Technical Information.

Delivery Contents

- Capacitive switch: CB18CL...
- Screw driver
- **Packaging:** Cardboard box
- Installation & Adjustment Guide

| | | | |
|---|---|---|--|
| <p>To avoid interference from inductive voltage/current peaks, separate the prox. switch power cables from any other power cables, e.g. motor, contactor or solenoid cables</p> | <p>Relief of cable strain</p> <p>Incorrect</p> <p>Correct</p> <p>The cable should not be pulled</p> | <p>Protection of the sensing face</p> <p>A proximity switch should not serve as mechanical stop</p> | <p>Switch mounted on mobile carrier</p> <p>Any repetitive flexing of the cable should be avoided</p> |
|---|---|---|--|