
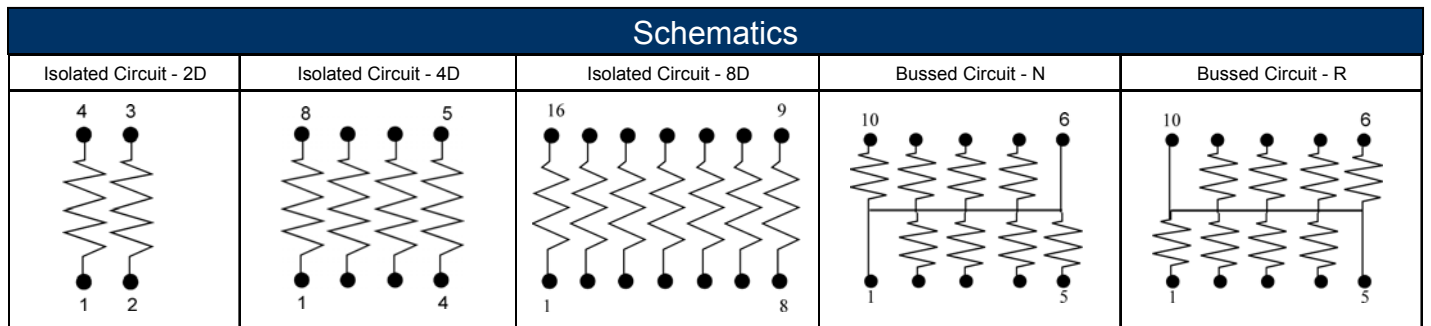


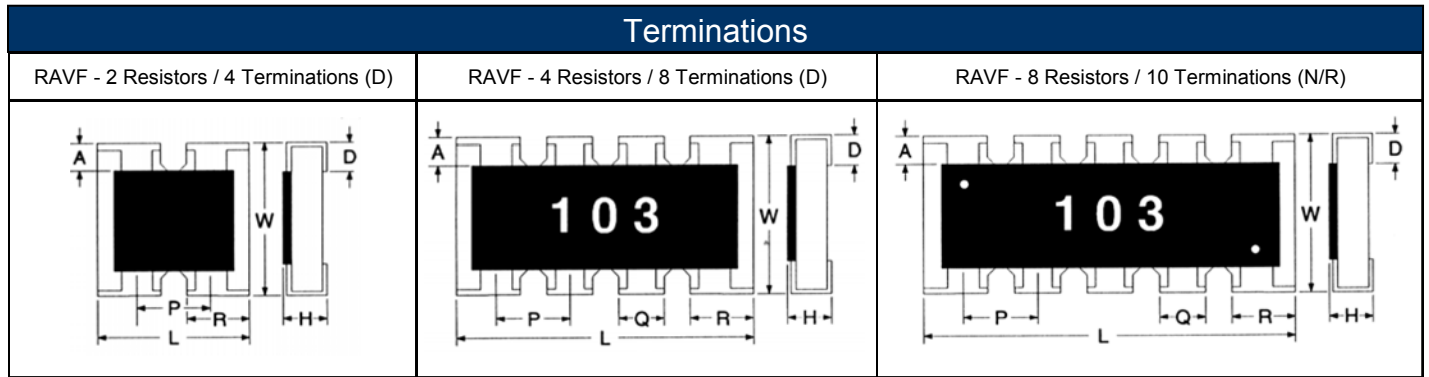
- Features:
- Thick film resistor element
 - Multiple circuit types available
 - Ideal SMD substitute for leaded networks
 - RoHS compliant / lead-free
 - Auto-placement capability
 - Square corner construction standard
 - Zero ohm jumper available
 - RAVF 324D is standard with scalloped corner



Electrical Specifications							
Type / Code / # of Elements / Circuit Type	Power Rating (per element) @ 70°C	Power Rating (Entire Array) @ 70°C	Maximum Working Voltage (1)	Maximum Overload Voltage	Resistance Temperature Coefficient	Ohmic Range (Ω) and Tolerance	
						1%	2%, 5%
RAVF052D	0.031W	0.063W	12.5V	25V	±200 ppm/°C ±300 ppm/°C ±500 ppm/°C	-	1K - 1M 10 - 1K 3 - 10
RAVF102D	0.063W	0.125W	25V	50V	±200 ppm/°C ±300 ppm/°C	10 - 1M -	10 - 1M 1 - 9.9
RAVF104D	0.063W	0.250W	25V	50V	±200 ppm/°C ±300 ppm/°C	10 - 1M -	10 - 1M 1 - 9.9
RAVF162D	0.063W	0.125W	50V	100V	±200 ppm/°C	10 - 1M	1 - 10M
RAVF164D	0.063W	0.250W	50V	100V	±200 ppm/°C	10 - 1M	1 - 10M
RAVF168D	0.063W	0.500W	25V	50V	±200 ppm/°C ±250 ppm/°C	10 - 1M -	- 1 - 1M
RAVF324D	0.125W	0.250W	200V	400V	±200 ppm/°C	22 - 1M	10 - 1M
RAVF328N	0.063W	0.500W	25V	50V	±200 ppm/°C	-	22 - 1M
RAVF328R	0.063W	0.500W	25V	50V	±200 ppm/°C	-	22 - 1M

(1) Lesser of \sqrt{PR} or maximum working voltage.

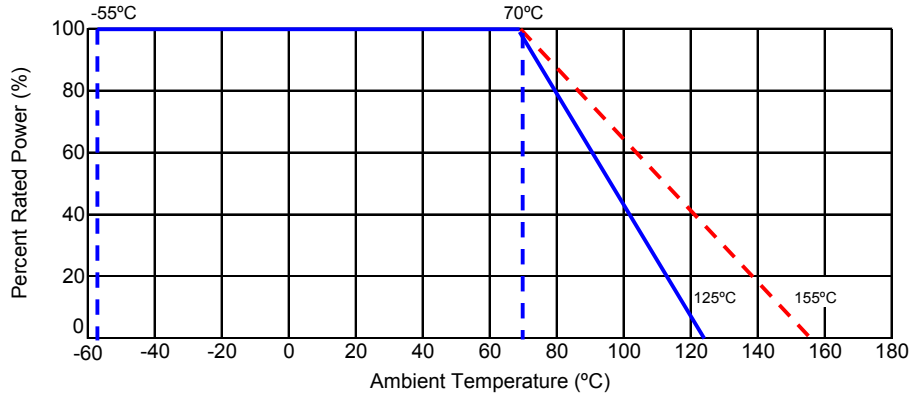




Mechanical Specifications									
Type / Code / # of Elements / Circuit Type	L Body Length	W Body Width	H Body Height	P Element Spacing	Q Termination Width	R Termination Width	D Bottom Termination	A Top Termination	Unit
RAVF052D	0.031 ± 0.004 0.80 ± 0.10	0.024 ± 0.004 0.60 ± 0.10	0.012 ± 0.002 0.30 ± 0.05	-0.020 ± 0.006 -0.50 ± 0.15	-	0.014 ± 0.004 0.35 ± 0.10	0.006 ± 0.002 0.15 ± 0.05	0.006 ± 0.004 0.15 ± 0.10	Inches mm
RAVF102D	0.039 ± 0.004 1.00 ± 0.10	0.039 ± 0.004 1.00 ± 0.10	0.014 ± 0.004 0.35 ± 0.10	0.026 ± 0.002 0.65 ± 0.05	-	0.013 ± 0.002 0.33 ± 0.05	0.010 ± 0.002 0.25 ± 0.05	0.006 ± 0.004 0.15 ± 0.10	Inches mm
RAVF104D	0.079 ± 0.008 2.00 ± 0.20	0.039 ± 0.006 1.00 ± 0.15	0.014 ± 0.006 0.35 ± 0.15	0.020 ± 0.006 0.50 ± 0.15	0.012 ± 0.004 0.30 ± 0.10	0.016 ± 0.004 0.40 ± 0.10	0.010 ± 0.004 0.25 ± 0.10	0.008 ± 0.004 0.20 ± 0.10	Inches mm
RAVF162D	0.063 ± 0.006 1.60 ± 0.15	0.063 ± 0.006 1.60 ± 0.15	0.020 ± 0.006 0.50 ± 0.15	0.031 ± 0.002 0.80 ± 0.05	-	0.024 ± 0.006 0.60 ± 0.15	0.012 ± 0.006 0.30 ± 0.15	0.012 ± 0.006 0.30 ± 0.15	Inches mm
RAVF164D	0.126 ± 0.008 3.20 ± 0.20	0.063 ± 0.008 1.60 ± 0.20	0.020 ± 0.004 0.50 ± 0.10	0.031 ± 0.002 0.80 ± 0.05	0.020 ± 0.004 0.50 ± 0.10	0.026 ± 0.004 0.65 ± 0.10	0.012 ± 0.006 0.30 ± 0.15	0.012 ± 0.008 0.30 ± 0.20	Inches mm
RAVF168D	0.157 ± 0.008 4.00 ± 0.20	0.063 ± 0.006 1.60 ± 0.15	0.016 ± 0.004 0.40 ± 0.10	0.020 ± 0.006 0.50 ± 0.15	0.010 ± 0.004 0.25 ± 0.10	0.015 ± 0.004 0.38 ± 0.10	0.012 ± 0.008 0.30 ± 0.20	0.012 ± 0.008 0.30 ± 0.20	Inches mm
RAVF324D	0.200 ± 0.008 5.08 ± 0.20	0.122 ± 0.008 3.10 ± 0.20	0.022 ± 0.004 0.55 ± 0.10	0.050 ± 0.004 1.27 ± 0.10	0.031 ± 0.008 0.80 ± 0.20	-	0.012 ± 0.008 0.30 ± 0.20	0.020 ± 0.008 0.50 ± 0.20	Inches mm
RAVF328N	0.126 ± 0.006 3.20 ± 0.15	0.063 ± 0.006 1.60 ± 0.15	0.022 ± 0.004 0.55 ± 0.10	0.025 ± 0.002 0.64 ± 0.05	0.013 ± 0.006 0.34 ± 0.15	0.019 ± 0.006 0.49 ± 0.15	0.010 ± 0.006 0.25 ± 0.15	0.012 ± 0.008 0.30 ± 0.20	Inches mm
RAVF328R	0.126 ± 0.006 3.20 ± 0.15	0.063 ± 0.006 1.60 ± 0.15	0.022 ± 0.004 0.55 ± 0.10	0.025 ± 0.002 0.64 ± 0.05	0.013 ± 0.006 0.34 ± 0.15	0.019 ± 0.006 0.49 ± 0.15	0.010 ± 0.006 0.25 ± 0.15	0.012 ± 0.008 0.30 ± 0.20	Inches mm

Performance Characteristics	
Test	Test Results (JIS C 5202)
Load Life in Moisture	±3%
Temperature cycle	±1%
Load Life	±3%
Resistance to Soldering heat	±1%
Terminal Adhesion	±1%
Short Time Overload	±2%

Power Derating Curve:



RAVF102D, RAVF104D,
RAVF162D, RAVF164D,
RAVF168D

RAVF052D, RAVF324D,
RAVF328N, RAVF328R

How to Order

1 2 3 4 5 6 7 8 9 10 11 12 13 14

R A V F 1 6 4 D J T 1 0 K 0

Product Series	Convex RoHS	Size	Power	Tolerance(1)			Packaging			Resistance Value		
RAVF		052D	0.031W	Code	Tol	Value	Code	Description	Size	Quantity	Four characters with the multiplier used as the decimal holder.	
		102D	0.063W	F	1%	E24	T	Tape and Reel	052D, 102D, 104D	10,000		
		104D	0.063W	G	2%				162D, 164D, 168D	5,000	10 ohm = 10R0 10.2 Kohm = 10K2 1 Mohm = 1M00 Zero ohm jumper = 0R00	
		162D	0.063W	J	5%				328N, 328R			
		164D	0.063W	Z	jumper				324D	4,000		
		168D	0.063W	Note (1): 1% tolerance is available in E24 values only. E96 values are generally not available. Contact factory for details.								
		324D	0.125W									
		328N	0.063W									
		328R	0.063W									

D = Isolated
N = Bussed
R = Bussed

Legacy Part Number (before January 3, 2011):

SEI Type	Code	Number of Elements	Circuit Type	Nominal Resistance	Tolerance	Packaging				
RAVF	16	4	D	10K	5%	R				
Type	Description	Code	Elements	Circuit Type	Tolerance	Values	SEI Types	Pkg Qty	Description	Code
RAVF	Convex	05	2	D = Isolated	1%	E24	052D, 102D, 104D	10,000	tape and reel	R
		10	4	N = Bussed	2%	E24	162D, 164D, 168D,	5,000		
		16	8	R = Bussed	5%	E24	328N, 328R			
		32					324D	4,000		