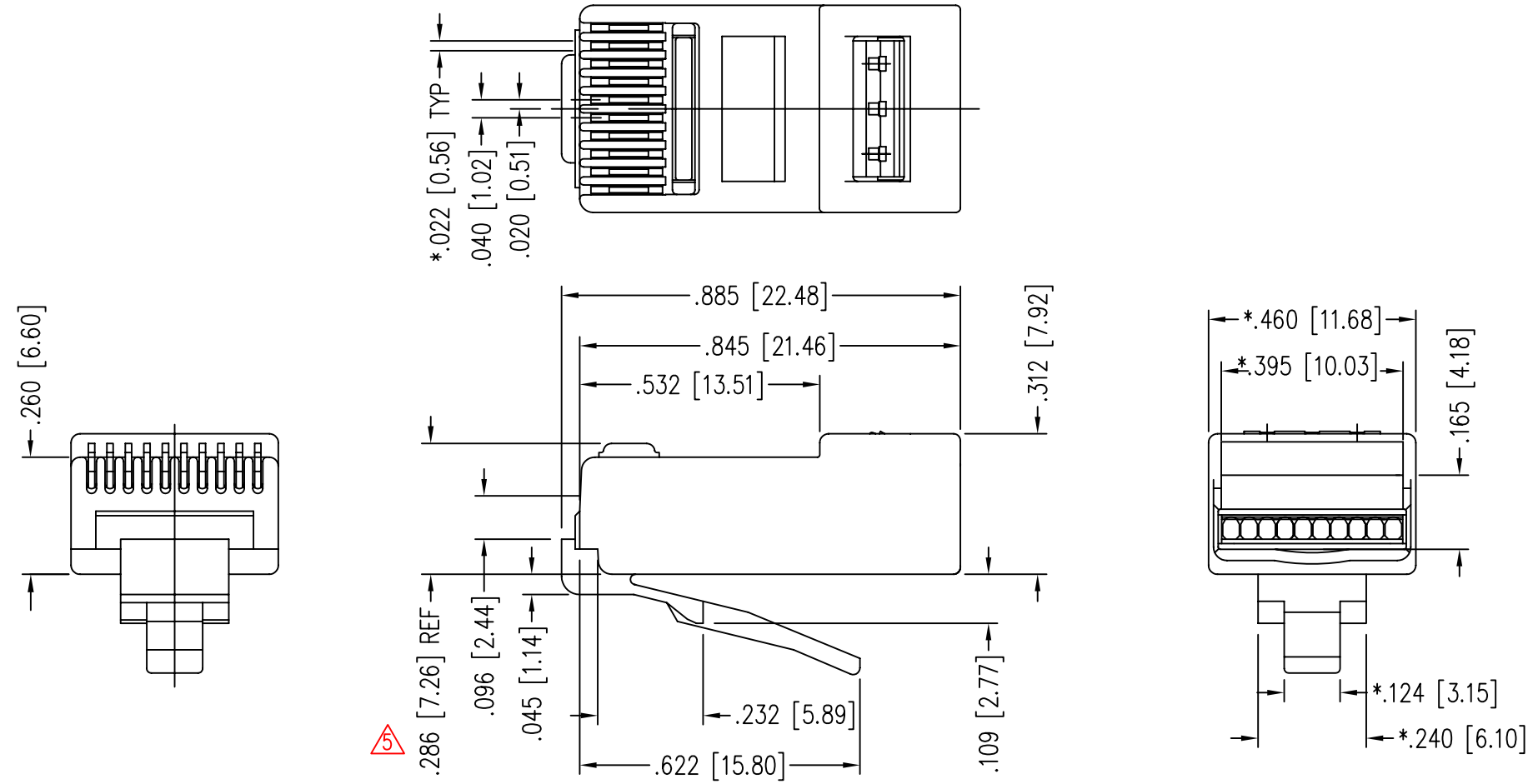



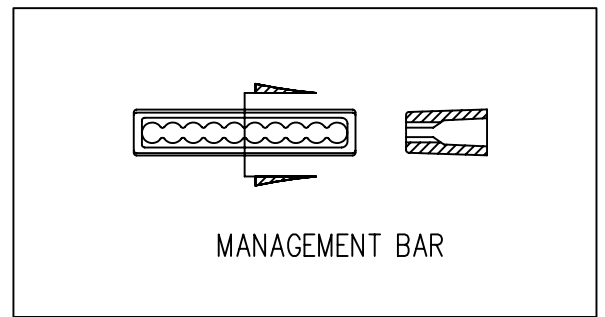
2

1

DATE	REV	ECN	APP'D. BY
5-27-05	A0	7122	RGC
1-16-06	A1	7440	JM



- NOTES:
- MATERIALS:  
 PLUG BODY: POLYCARBONATE, UL 94-V0, CLEAR  
 CONTACTS: PHOSPHOR BRONZE, SELECTIVE GOLD PLATING
  - CONTACTS TERMINATE STRANDED CONDUCTORS UP TO .037 [.940] OUTSIDE DIAMETER OF INSULATION.
  - FOR PRODUCT SPECIFICATION SEE PRO26-01.
  - TOLERANCES COMPLY WITH F.C.C. DIMENSION REQUIREMENTS.
- ⚠ TERMINATED PLUG HEIGHT: .237 [6.02] ±.005 [0.13]



50 MICRO-INCHES [1.27um]	937-SP-301010-2PC-A192
CONTACT PLATING IN MATING AREA	PART NUMBER

THIRD ANGLE PROJECTION
DO NOT SCALE DRAWING DRAWING IS SUBJECT TO CHANGE WITHOUT NOTICE
DIMENSIONS: INCHES [METRIC]
UNLESS OTHERWISE SPECIFIED TOLERANCES ARE ±.005 [0.13] ANGLES ARE ± 1°
SHEET NO. 1 OF 1

## Bel Stewart Connector

11118 Susquehanna Trail South  
 Glen Rock, PA 17327-9199  
 (717) 235-7512 Fax: (717) 235-7954 <http://www.stewartconnector.com>

TITLE: 10 CONDUCTOR / 10 POSITION LINE CORD MODULE  
 WITH RADIAL BACK; WITH MANAGEMENT BAR ; COLOR : CLEAR

DRN BY: JAF	DATE: 5-27-05
APPD BY: RGC	DATE: 5-31-05
DWG NO. CT300180	REV. A1

THIS DRAWING AND THE SUBJECT MATTER SHOWN THEREON ARE CONFIDENTIAL AND THE PROPRIETARY PROPERTY OF BEL STEWART CONNECTOR AND SHALL NOT BE REPRODUCED, COPIED, OR USED IN ANY MANNER WITHOUT PRIOR WRITTEN CONSENT OF BEL STEWART CONNECTOR. THE SUBJECT MATTER MAY BE PATENTED OR A PATENT MAY BE PENDING.

B

B

A

A

REV. 7/3/03

2

1

AutoCAD