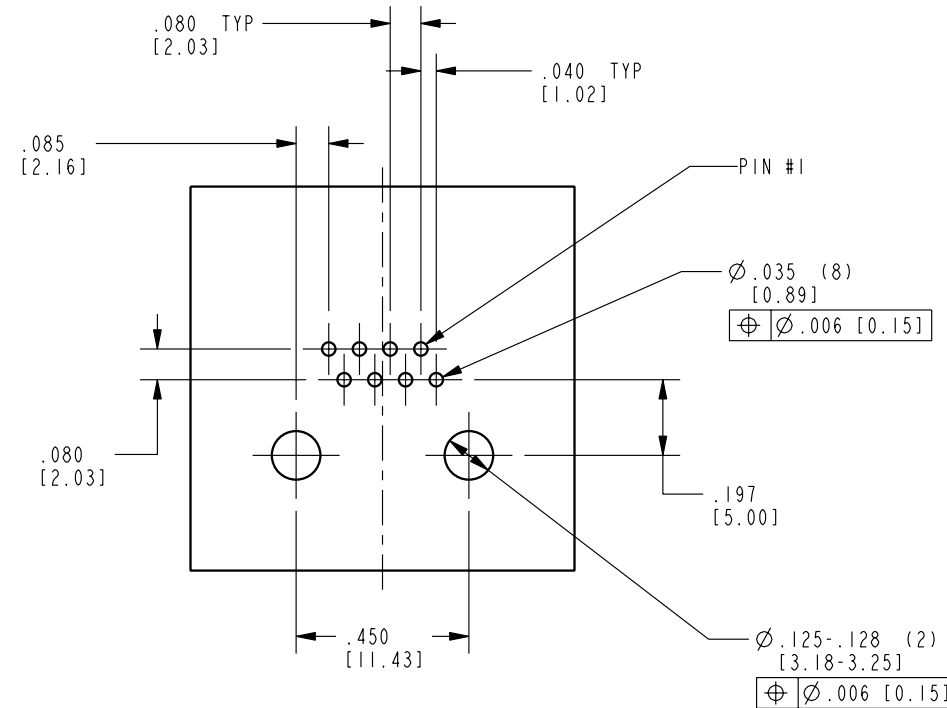
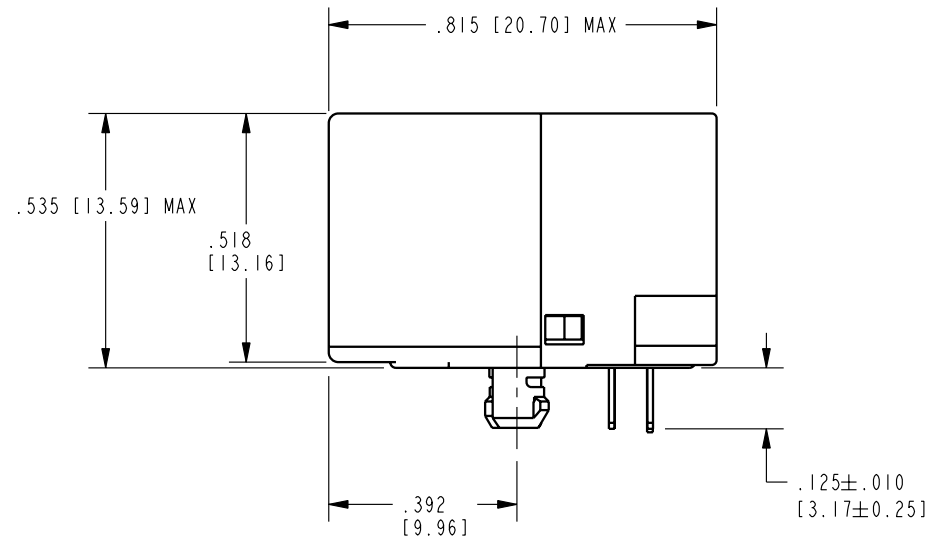
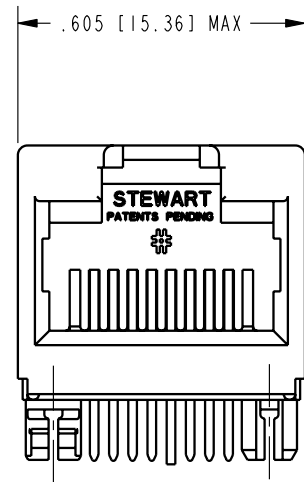


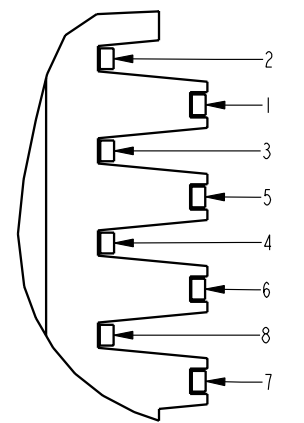
DATE	REV.	ECN	APP'D BY
6-20-07	B2	8110	TRM
9-26-07	C0	8241	TRM



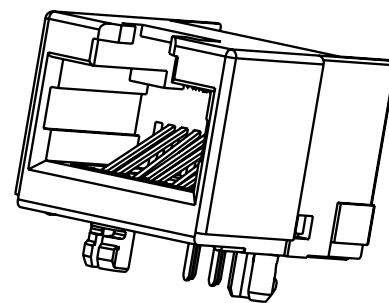
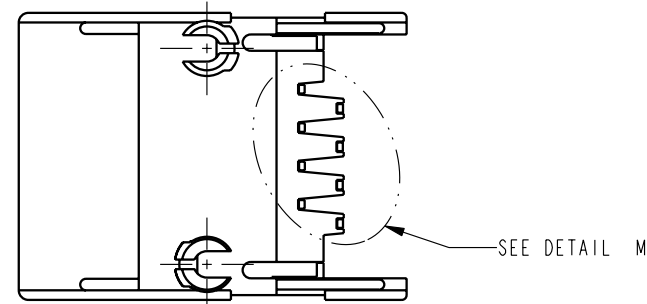
RECOMMENDED PCB HOLE LAYOUT
SEEN FROM COMPONENT SIDE
ALL CENTERLINE DIMENSIONS ARE BASIC

NOTES:

- MATERIALS:
HOUSING -- THERMOPLASTIC UL 94-V0
CONTACTS -- COPPER ALLOY
CONTACT PLATING -- SELECTIVE GOLD IN CONTACT AREA
- PRODUCT DESIGNED FOR CAT6 APPLICATIONS
- DIMENSIONS AND TOLERANCES COMPLY WITH FCC/CFR 47, PART 68.

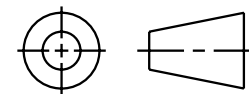


DETAIL M
OUTPUT PIN DESIGNATIONS



50 MICRO-INCHES [1.27um]	SS-60000-010
CONTACT PLATING IN MATING AREA	PART NUMBER

THIRD ANGLE PROJECTION



DO NOT SCALE DRAWING
DRAWING IS SUBJECT TO
CHANGE WITHOUT NOTICE

DIMENSIONS: INCHES [METRIC]

UNLESS OTHERWISE SPECIFIED
TOLERANCES ARE ±.005 [0.13]
ANGLES ARE ±1°

SHEET NO.
1 OF 1

Bel Stewart Connector

11118 Susquehanna Trail South
Glen Rock, PA 17327-9199
(717) 235-7512 Fax: (717) 235-7954 <http://www.stewartconnector.com>

TITLE: 60 SERIES UNSHIELDED RIGHT ANGLE JACK

THIS DRAWING AND THE SUBJECT MATTER SHOWN THEREON ARE CONFIDENTIAL AND THE PROPRIETARY PROPERTY OF BEL STEWART CONNECTOR AND SHALL NOT BE REPRODUCED, COPIED, OR USED IN ANY MANNER WITHOUT PRIOR WRITTEN CONSENT OF BEL STEWART CONNECTOR. THE SUBJECT MATTER MAY BE PATENTED OR A PATENT MAY BE PENDING.

DRN BY:	JRC	DATE	04-14-04
APPD BY:	RGC	DATE	04-14-04
DWG. NO.	CT600025	REV.	C0