

PCB Mount Filtered Terminal Blocks

The PCB mount filtered terminal block is designed to provide excellent EMI/RFI filtering of low voltage DC power lines and control lines. These new terminal blocks use a unique screw clamp system with a wire protector which provides for quick and easy installation. Spectrum's PCB Mount terminal blocks can be used for a variety of power supply filtering applications in telecommunications equipment, metering, industrial controls, instrumentation and EDP equipment.

Features

- Filter element provides high insertion loss for EMI/RFI filtering of DC power and control lines
- Rugged construction provides protection to filtering element; especially useful for repeated changes in wiring or field connections
- 2 to 12 terminals available (combine if larger number of terminals needed)
- Quick and easy PCB installation and maintenance
- Cost-effective solution for industrial interconnection EMI filtering problems
- Selectively loaded filter pins to economically meet exact filtering requirements
- Available with European (5 mm) or US (.200") pin spacing
- Available in RoHS compliant versions

Ordering Information

Example: **52-227-006-L**

The part number shown represents a low profile PCB mount terminal block for thru-hole grounding with six terminals (US spacing).

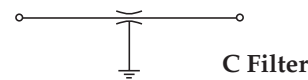
52	-	*	227	-	006	-	L
			Terminal Block type		Number of terminals		Low profile sizing
			227 U.S. pin spacing		002 - 2 terminals thru		See page 126
			228 Metric pin spacing		012 - 12 terminals		

* Replace "-" with "F" for RoHS complaint version



Specifications

ELECTRICAL



Operating temperature: -40° C to 80° C
Working voltage: 100VDC
Capacitance: 2500 pF* +80% / -20%
Dielectric withstanding voltage: 707VDC
Current rating: 12 Amps max.
D.C. resistance: .01 ohms max.

Typical Insertion Loss — dB: In 50 Ohm Circuit			
10 MHz.....	10.4	500 MHz.....	43.9
50 MHz.....	23.9	1000 MHz.....	49.9
100 MHz.....	29.9		

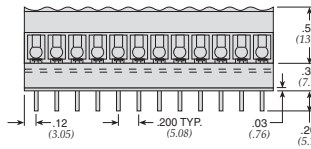
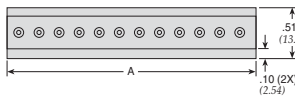
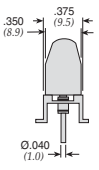
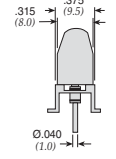
MECHANICAL

Center spacing: US .200: (5.08 mm)
EURO .197" (5 mm)
Wire size: AWG 12 through 26
Screw material: steel, zinc chromate plate
Recommended PCB hole diameter: .05" (1.30 mm) contact hole
Molded material: UL rated 94VO polyamide
Tightening torque: 2.5 in.-lbs. max.
Terminal: Brass, tin-plated

* For filter elements with additional capacitance values, consult factory.

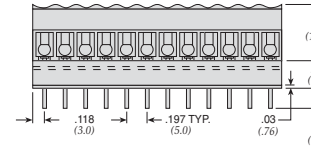
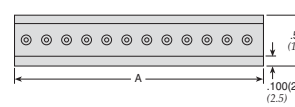
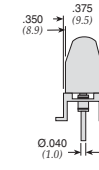
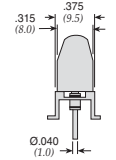
PCB Mount Filtered Terminal Blocks

US Pin Spacing

Part Number	Number of Circuits	A					<p>Low Profile</p> <p>To order add -L- after part number.</p> 
		in.	(mm)				
52-227-002	2	.44	(11.2)				
52-227-003	3	.64	(16.3)				
52-227-004	4	.84	(21.4)				
52-227-005	5	1.04	(26.5)				
52-227-006	6	1.24	(31.5)				
52-227-007	7	1.44	(36.6)				
52-227-008	8	1.64	(41.7)				
52-227-009	9	1.84	(46.8)				
52-227-010	10	2.04	(51.9)				
52-227-011	11	2.24	(57.0)				
52-227-012	12	2.44	(62.0)				

Dimensions in inches (mm)

Metric Pin Spacing

Part Number	Number of Circuits	A					<p>Low Profile</p> <p>To order add -L- after part number.</p> 
		in.	(mm)				
52-228-002	2	.43	(10.9)				
52-228-003	3	.63	(16.0)				
52-228-004	4	.83	(21.1)				
52-228-005	5	1.02	(25.9)				
52-228-006	6	1.22	(31.0)				
52-228-007	7	1.42	(36.1)				
52-228-008	8	1.61	(40.9)				
52-228-009	9	1.81	(46.0)				
52-228-010	10	2.00	(50.8)				
52-228-011	11	2.20	(55.9)				
52-228-012	12	2.40	(61.0)				

Dimensions in inches (mm)