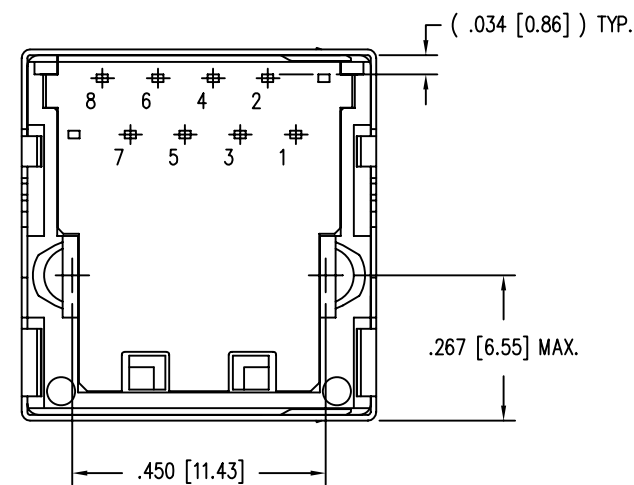
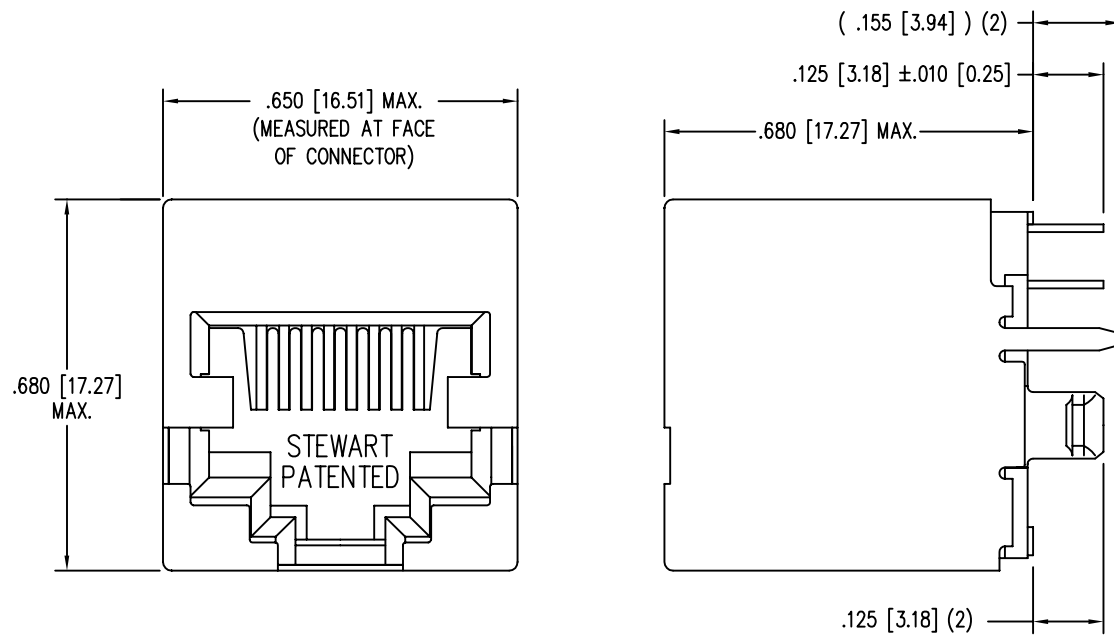
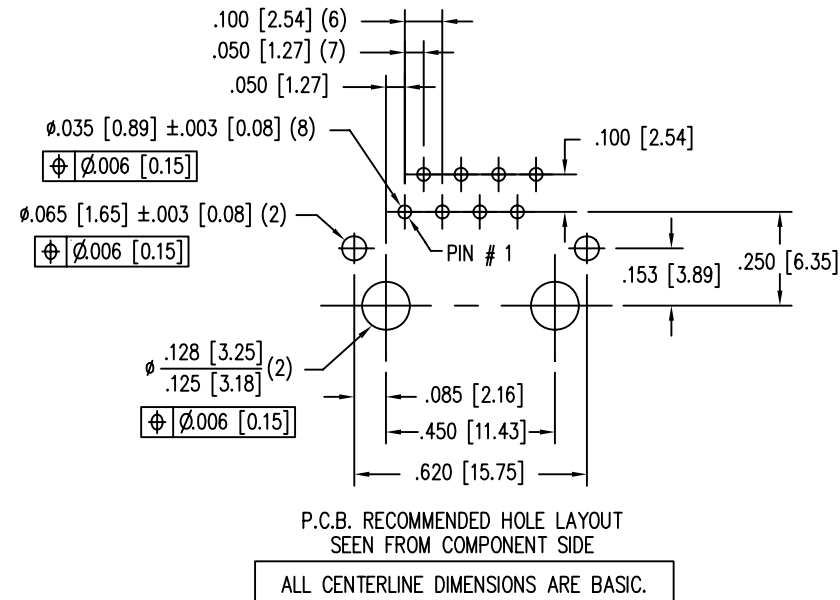
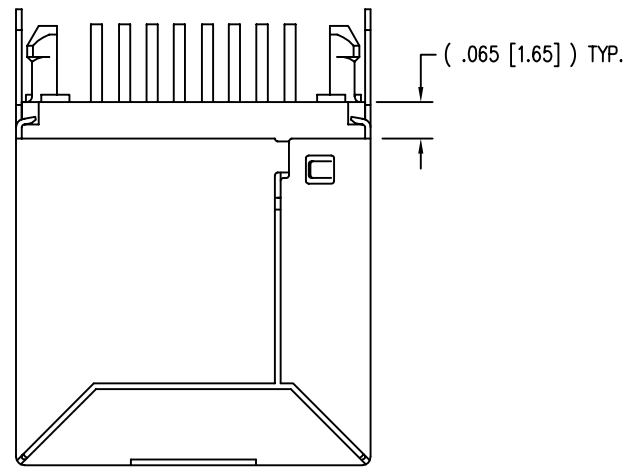


DATE	REV	ECN	APP'D. BY
4/9/03	B2	5906	RGC
11-18-05	B3	7390	TRM
1-13-06	B4	7438	JM
8-6-10	B5	9036	TRM



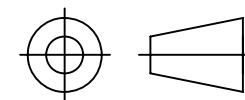
NOTES:

- CONNECTOR MATERIALS:
HOUSING: THERMOPLASTIC UL94 V-0
CONTACTS/SHIELD: COPPER ALLOY
SHIELD PLATING: NICKEL OR TIN
CONTACT PLATING: SELECTIVE GOLD IN CONTACT AREA
SEE CHART FOR PART NUMBER
- FOR PRODUCT SPECIFICATION SEE PR026-01
2. DIMENSIONS AND TOLERANCES COMPLY WITH FCC/CFR 47, PART 68.

50 MICRO-INCHES [1.27um]	SS-650810S-A-NF-50
30 MICRO-INCHES [0.76um]	SS-650810S-A-NF
CONTACT PLATING IN MATING AREA	PART NUMBER

REV. 3/25/03

THIRD ANGLE PROJECTION




DO NOT SCALE DRAWING
DRAWING IS SUBJECT TO
CHANGE WITHOUT NOTICE

DIMENSIONS: INCHES [METRIC]

UNLESS OTHERWISE SPECIFIED
TOLERANCES ARE $\pm .005 [0.13]$
ANGLES ARE $\pm 1^\circ$

SHEET NO. 1 OF 1



Bel Stewart Connector

11118 Susquehanna Trail South
Glen Rock, PA 17327-9199
(717) 235-7512 Fax: (717) 235-7954 <http://www.stewartconnector.com>

TITLE: EIGHT CONTACT TEN POSITION VERTICAL MOUNT SHIELDED
JACK, NON-FLANGED

THIS DRAWING AND THE SUBJECT MATTER SHOWN THEREON
ARE CONFIDENTIAL AND THE PROPRIETARY PROPERTY OF
OF STEWART AND SHALL NOT BE REPRODUCED, COPIED
OR USED IN ANY MANNER WITHOUT PRIOR WRITTEN
CONSENT OF STEWART. THE SUBJECT MATTER MAY
BE PATENTED OR A PATENT MAY BE PENDING.

DRN BY:	DAB	DATE	4-9-03
APPD BY:	RGC	DATE	5-2-03
DWG NO.	CT650053	REV.	B5