

SMD Power Inductor CDRH104R



Halogen Free



Description

- Ferrite drum core construction.
- Magnetically shielded.
- L × W × H: 10.5 × 10.3 × 4.0mm Max.
- Product weight: 1.5g(Ref.)
- Moisture Sensitivity Level: 1
- RoHS compliance.
- Halogen Free available.

Environmental Data

- Operating temperature range: -40°C ~ +100°C (including coil's self temperature rise)
- Storage temperature range: -40°C ~ +100°C
- Solder reflow temperature: 260 °C peak.

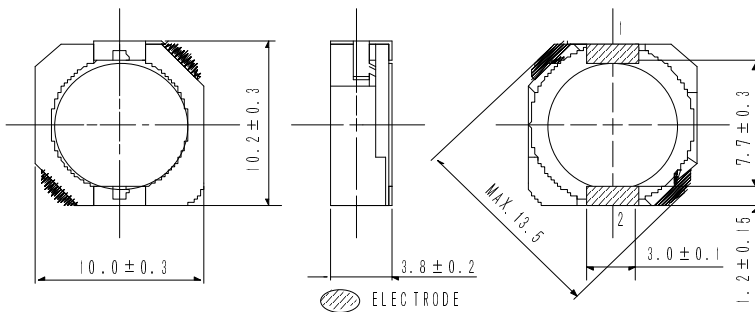
Packaging

- Carrier tape and reel packaging.
- 12.9" diameter reel.
- 1000pcs per reel.

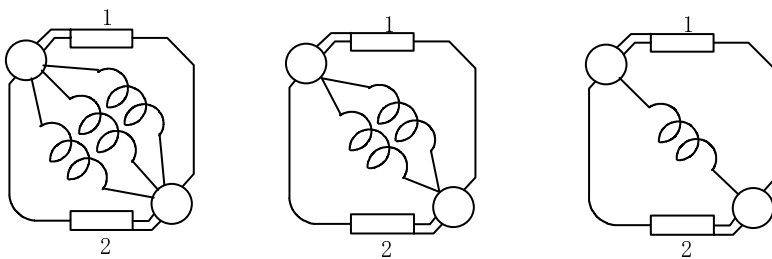
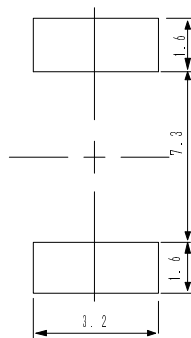
Applications

- Ideally used in Notebook PC, LCD TV, DVD, Game machine, STB, Projector etc as DC-DC converter inductors.

Dimension - [mm]



Land pattern and Schematics - [mm]



(1.5 μH ~ 5.2 μH, 10 μH) (7.0 μH, 12 μH ~ 33 μH) (39 μH ~ 330 μH)

SMD Power Inductor CDRH104R



Electrical Characteristics

Part Name	Stamp	Inductance (μ H) [within] ※1	D.C.R. (m Ω) Max. (Typ.) (at 20°C)	Saturation Current (A) ※2	Temperature Rise Current (A) ※3
CDRH104RNP-1R5NC	1R5	1.5 \pm 30%	8.1 (6.0)	10.0	6.50
CDRH104RNP-2R5NC	2R5	2.5 \pm 30%	10.5 (7.8)	7.50	6.10
CDRH104RNP-3R8NC	3R8	3.8 \pm 30%	13.0 (9.6)	6.00	5.50
CDRH104RNP-5R2NC	5R2	5.2 \pm 30%	22 (16)	5.50	5.40
CDRH104RNP-7R0NC	7R0	7.0 \pm 30%	27 (20)	4.80	4.50
CDRH104RNP-100NC	100	10 \pm 30%	35 (26)	4.40	3.80
CDRH104RNP-120NC	120	12 \pm 30%	46 (34)	3.70	3.40
CDRH104RNP-150NC	150	15 \pm 30%	50 (37)	3.60	3.10
CDRH104RNP-180NC	180	18 \pm 30%	69 (51)	3.10	2.60
CDRH104RNP-220NC	220	22 \pm 30%	73 (54)	2.90	2.50
CDRH104RNP-270NC	270	27 \pm 30%	88 (65)	2.60	2.30
CDRH104RNP-330NC	330	33 \pm 30%	93 (69)	2.30	2.20
CDRH104RNP-390NC	390	39 \pm 30%	127 (94)	2.20	2.00
CDRH104RNP-470NC	470	47 \pm 30%	128 (95)	2.10	1.90
CDRH104RNP-560NC	560	56 \pm 30%	188 (139)	1.65	1.50
CDRH104RNP-680NC	680	68 \pm 30%	213 (158)	1.50	1.42
CDRH104RNP-820NC	820	82 \pm 30%	283 (218)	1.45	1.30
CDRH104RNP-101NC	101	100 \pm 30%	304 (225)	1.35	1.25
CDRH104RNP-121NC	121	120 \pm 30%	375 (278)	1.20	1.08
CDRH104RNP-151NC	151	150 \pm 30%	506 (375)	1.15	0.85
CDRH104RNP-181NC	181	180 \pm 30%	568 (421)	1.00	0.75
CDRH104RNP-221NC	221	220 \pm 30%	756 (560)	0.92	0.70
CDRH104RNP-271NC	271	270 \pm 30%	853 (632)	0.84	0.55
CDRH104RNP-331NC	331	330 \pm 30%	1090 (810)	0.70	0.52

※1 Inductance measuring condition: at 100kHz.

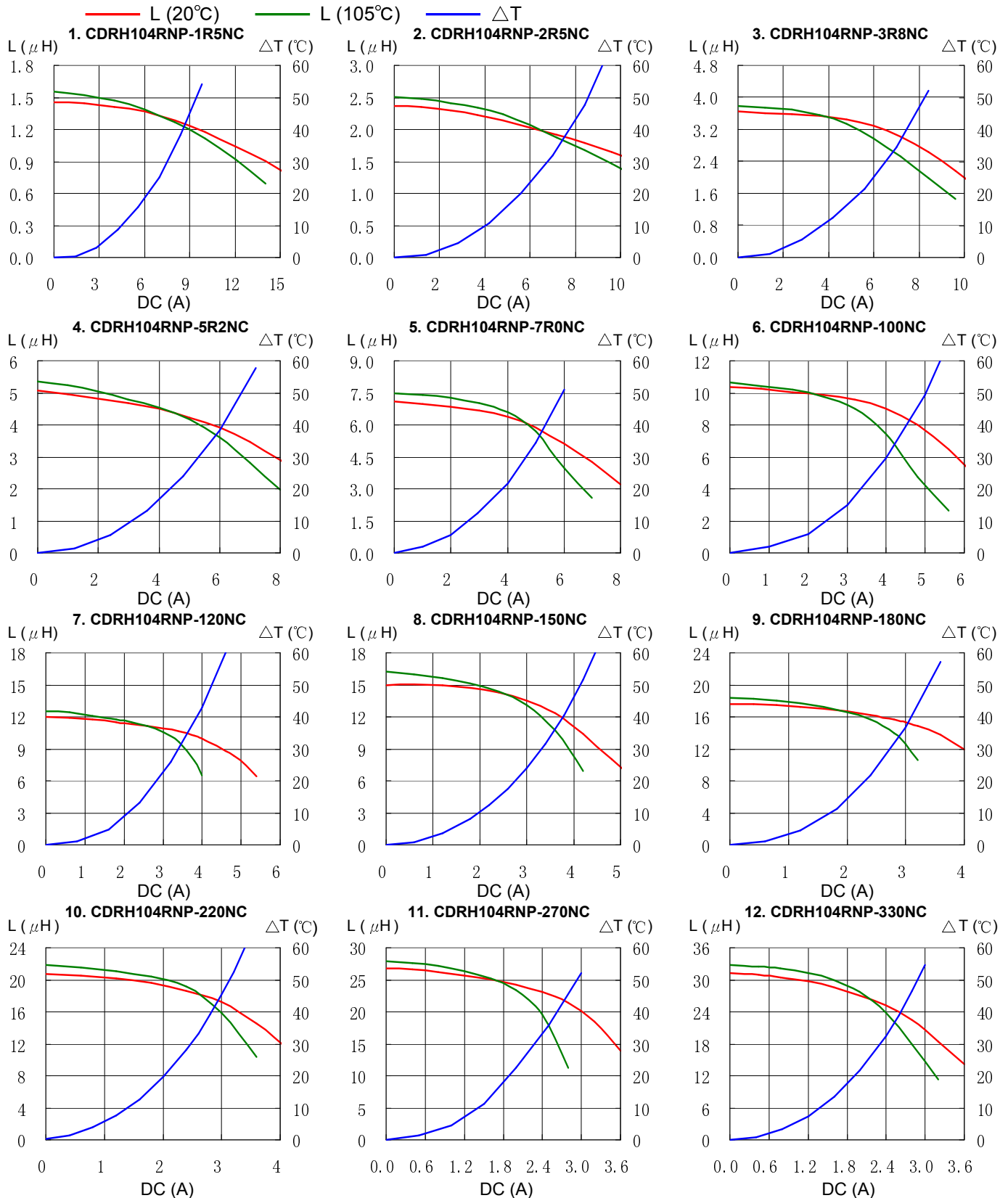
※2 The saturation current: This indicates the value of DC current when the inductance decreases to 65% of it's nominal.

※3 The temperature rise: The value of DC current when the temperature rise is $\Delta T=30^{\circ}\text{C}$ ($T_a=20^{\circ}\text{C}$).

SMD Power Inductor CDRH104R



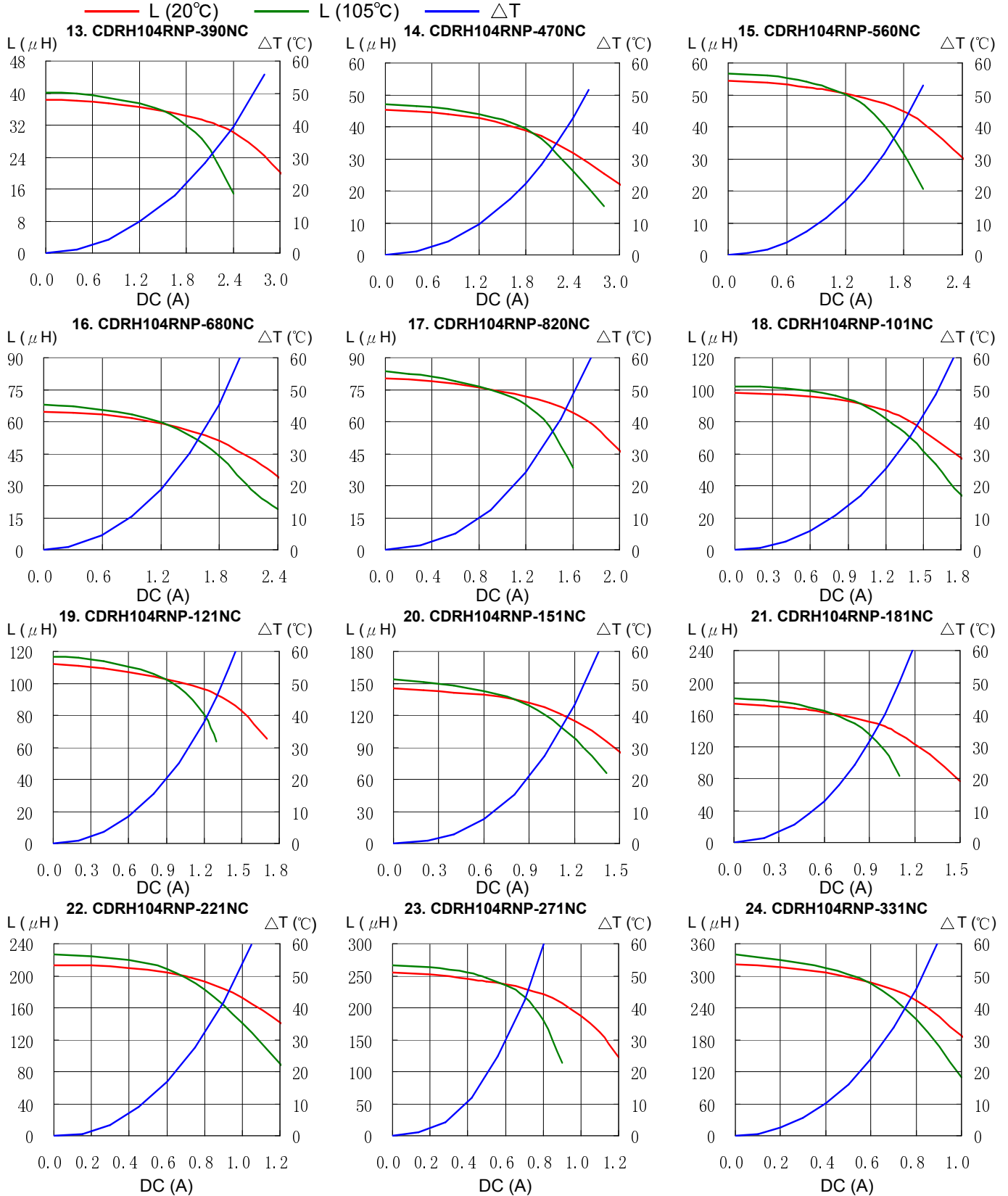
Saturation Current & Temperature Rise Graph



SMD Power Inductor CDRH104R



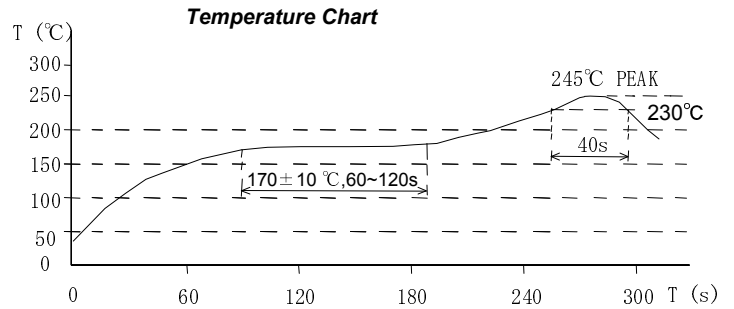
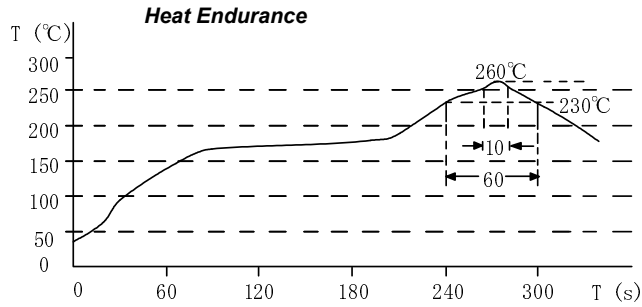
Saturation Current & Temperature Rise Graph



SMD Power Inductor CDRH104R



Solder Reflow Condition



Please refer to the sales offices on our website - <http://www.sumida.com>

Hong Kong

Tel.+852-2880-6688
FAX.+852-2565-9600
sales@hk.sumida.com

Tokyo

Tel.+81-3-5202-7112
FAX.+81-3-5202-7105
sales@jp.sumida.com

Chicago

Tel.+1-847-545-6700
FAX. +1-847-545-6720
sales@us.sumida.com

Shanghai

Tel.+86-021-5836-3299
FAX.+86-021-5836-3266
shanghai.sales@cn.sumida.com

Seoul

Tel.+82-2-6237-0777
FAX.+82-2-6237-0778
sales@kr.sumida.com

Oberzell

Tel.+49-8591-937-0
FAX. +49-8591-937-103
contact@sumida-eu.com

Shenzhen

Tel.+86-755-8291-0228
FAX.+86-755-8291-0338
shenzhen.sales@cn.sumida.com

Singapore

Tel.+65-6296-3388
FAX.+65-6296-3390
sales@sg.sumida.com

Neumarkt

Tel.+49-9181-4509-110
FAX. +49-9181-4509-310
infocomp@eu.sumida.com

Taipei

Tel.+886-2-8751-2737
FAX.+886-2-8751-2738
sales@tw.sumida.com

San Jose

Tel.+1-408-321-9660
FAX.+1-408-321-9308
sales@us.sumida.com