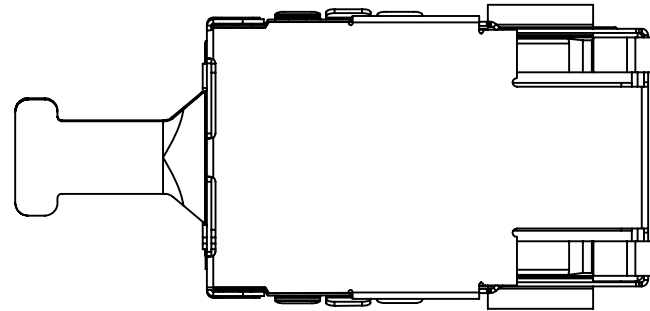
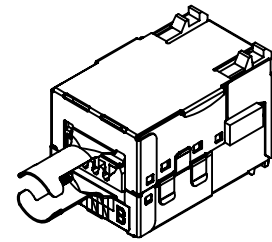


2

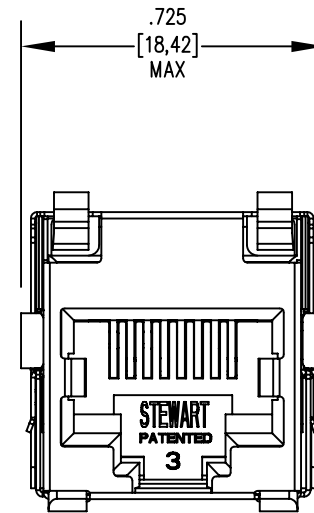
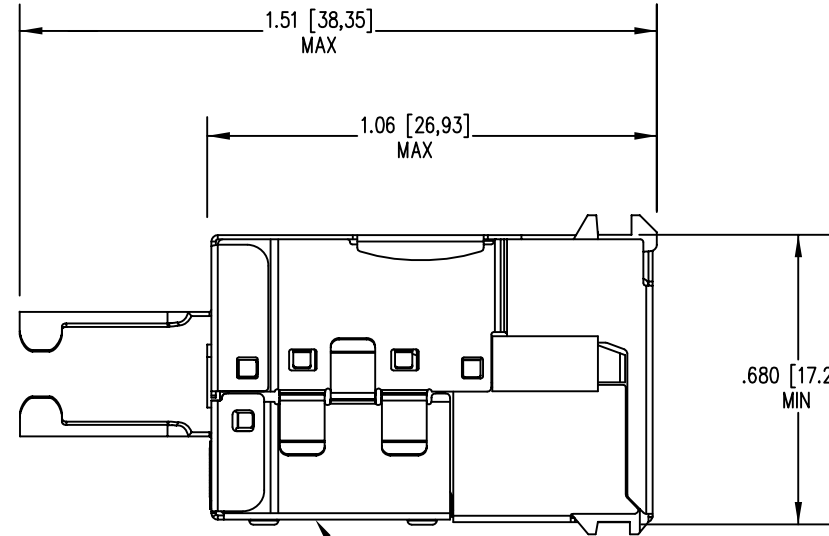
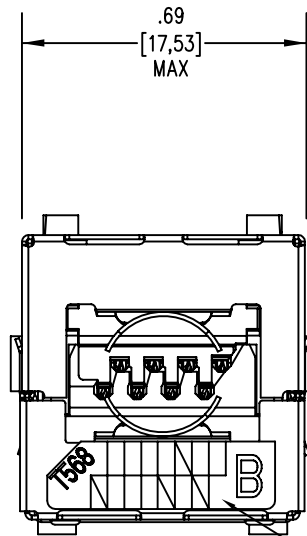
1

| DATE | REV | ECN | APP'D. BY |
|---------|-----|------|-----------|
| 4-20-09 | A2 | 8715 | TRM |
| | | | |
| | | | |



B

B



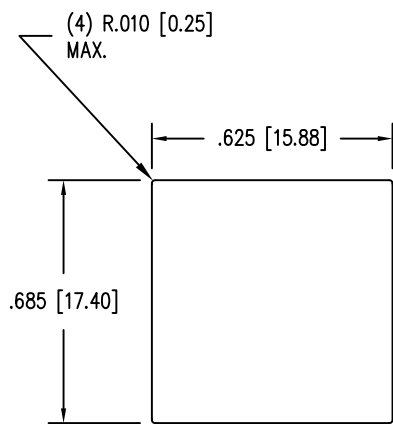
WIRING IDENTIFICATION LABEL

LOAD BAR

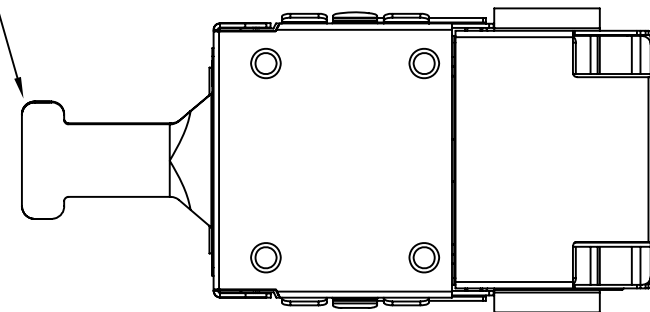
NOTES:

- CONNECTOR MATERIALS:
HOUSING: THERMOPLASTIC UL94 V-0
CONTACTS/SHIELD: COPPER ALLOY
SHIELD PLATING: NICKEL OR TIN
CONTACT PLATING: SELECTIVE GOLD IN CONTACT AREA
SEE CHART FOR PART NUMBER
- FOR PRODUCT SPECIFICATIONS SEE PRO26-01.
- DIMENSIONS AND TOLERANCES COMPLY WITH FCC/CFR 47, PART 68.

WIRE STRAIN RELIEF



RECOMMENDED PANEL OPENING
.074 [1.88] MAXIMUM PANEL THICKNESS

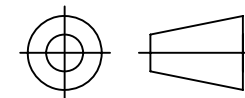


| | |
|-----------------------------------|--------------|
| 50 MICRO-INCHES [1.27um] | SS-82100-003 |
| CONTACT PLATING IN MATING AREA | PART NUMBER |

A

A

THIRD ANGLE PROJECTION



DO NOT SCALE DRAWING
DRAWING IS SUBJECT TO
CHANGE WITHOUT NOTICE

DIMENSIONS: INCHES [METRIC]

UNLESS OTHERWISE SPECIFIED
TOLERANCES ARE ±.005 [0.13]
ANGLES ARE ± 1°

SHEET NO. 1 OF 1



Bel Stewart Connector

11118 Susquehanna Trail South
Glen Rock, PA 17327-9199
(717) 235-7512 Fax: (717) 235-7954 <http://www.stewartconnector.com>

TITLE: SHIELDED CABLE READY CAT5e JACK
(SHOWN IN TERMINATED CONDITION)

THIS DRAWING AND THE SUBJECT MATTER SHOWN THEREON
ARE CONFIDENTIAL AND THE PROPRIETARY PROPERTY OF
BEL STEWART CONNECTOR AND SHALL NOT BE REPRODUCED,
COPIED, OR USED IN ANY MANNER WITHOUT PRIOR WRITTEN
CONSENT OF BEL STEWART CONNECTOR. THE SUBJECT
MATTER MAY BE PATENTED OR A PATENT MAY BE PENDING.

| | | | |
|----------|----------|------|----------|
| DRN BY: | DHG | DATE | 12-08-00 |
| APPD BY: | DEC | DATE | 01-11-01 |
| DWG NO. | CT820008 | REV. | A2 |

REV. 6/3/05

2

1

AutoCAD