


Description

The A78Rxx Series is a low dropout voltage regulator suitable for various electronic equipments. It provides constant voltage power source with TO-220F-4SL lead full-mold package. Dropout voltage of A78Rxx Series is below Max.0.5V in full rated current (1.0A). This regulator has various functions such as current limit protection, over voltage protection and output on/off control.

Features

- 1.0A output low dropout regulator
- TO-220F-4SL full-mold package (4pin)
- Current limit protection
- Over voltage protection
- Thermal shutdown protection
- With output on/off control (At typical 1.5V)
- Control pin open or high signal, output on

Pin Connection



1. INPUT
2. OUTPUT
3. GROUND
4. ON/OFF CONTROL

Ordering Information

Product	Marking	Package
A78RxxPIC	A78RxxPI	TO-220F-4SL

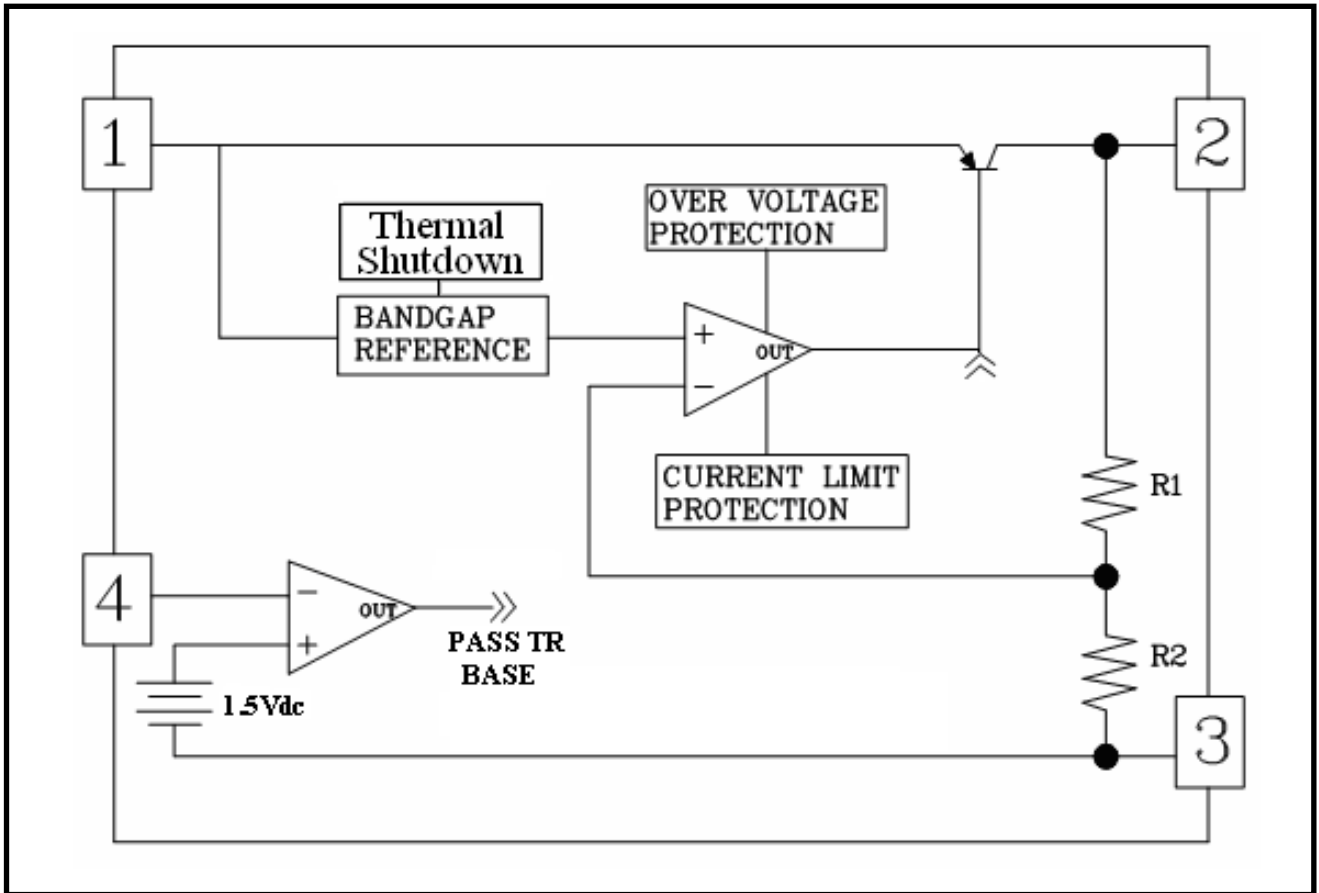
AUK (①)
GΔYMD (②)
A78RxxPI (③)

- ① AUK Logo
- ② G & M Code & YMD Code
[G : Option (H : Halogen Free)]
- ③ Device Code

Device Selection Guide

Device	Output Voltage
A78R33PIC	3.3V
A78R35PIC	3.5V
A78R05PIC	5.0V
A78R06PIC	6.0V
A78R08PIC	8.0V
A78R09PIC	9.0V
A78R12PIC	12.0V
A78R15PIC	15.0V

Block Diagram



Absolute Maximum Ratings

[Ta=25°C]

Characteristic	Symbol	Rating	Unit
Input Voltage	V_I	18(All Others)	V
		25(A78R12PIC~A78R15PIC)	V
Control Input Voltage	V_{CT}	18	V
Power Dissipation	P_{D1} (No Heatsink)	2.0	W
	P_{D2} (With Heatsink)	20	W
Operating Junction Temperature	T_{opr}	-40 ~ 150	°C
Storage Temperature Range	T_{stg}	-55 ~ 150	°C

Electrical Characteristics

($V_I = V_O + 2V$, $I_O = 500mA$, $V_{CT(High)} = 2.7V$, $T_a = 25^\circ C$, (Note 1) ; unless otherwise specified)

Electric Characteristic	Symbol	Conditions	Min.	Typ.	Max.	Unit	
Output Voltage	V_O	A78R33PIC	-	3.22	3.3	3.38	V
		A78R35PIC	-	3.41	3.5	3.59	V
		A78R05PIC	-	4.88	5.0	5.12	V
		A78R06PIC	-	5.85	6.0	6.15	V
		A78R08PIC	-	7.80	8.0	8.20	V
		A78R09PIC	-	8.78	9.0	9.22	V
		A78R12PIC	-	11.7	12.0	12.3	V
		A78R15PIC	-	14.6	15.0	15.4	V
Line Regulation	$\Delta V_{O(\Delta V_I)}$	$I_O = 500mA$ (Note 2)	-	0.5	2.5	%	
Load Regulation	$\Delta V_{O(\Delta I_L)}$	$5mA \leq I_O \leq 1.0A$	-	0.1	2.0	%	
Quiescent Current	I_{QC}	$I_O = 0mA$	-	-	10	mA	
Ripple Rejection Ratio	RR	$I_O = 50mA$, $f = 120Hz$	45	55	-	dB	
Dropout Voltage	V_{DROP}	$I_O = 1.0A$	-	-	0.5	V	
Control Voltage High	$V_{CT(High)}$	$I_O = 0mA$, Output ON	2.0	-	-	V	
Control Voltage Low	$V_{CT(Low)}$	$I_O = 0mA$, Output OFF	-	-	0.8	V	
Control Bias Current High	$I_{CT(High)}$	$V_{CT(High)} = 2.7V$	-	-	20	μA	
Control Bias Current Low	$I_{CT(Low)}$	$V_{CT(Low)} = 0.4V$	-	-	-0.4	mA	

Note 1)

A78R33: $V_I = 5.3V$

A78R35: $V_I = 5.5V$

A78R05: $V_I = 7.0$

A78R06: $V_I = 8.0V$

A78R08: $V_I = 10V$

A78R09: $V_I = 11V$

A78R12: $V_I = 14V$

A78R15: $V_I = 17V$

Note 2)

A78R33: $V_I = 4.3V \sim 12V$

A78R35: $V_I = 4.5V \sim 12V$

A78R05: $V_I = 6V \sim 12V$

A78R06: $V_I = 7V \sim 15V$

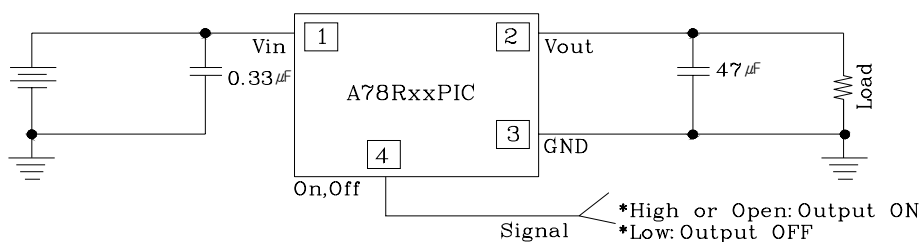
A78R08: $V_I = 9V \sim 16V$

A78R09: $V_I = 10V \sim 16V$

A78R12: $V_I = 13V \sim 20V$

A78R15: $V_I = 16V \sim 21V$

◆ Test Circuit of A78RxxPIC



Electrical Characteristic Curves

Fig.1 I_O vs. V_O

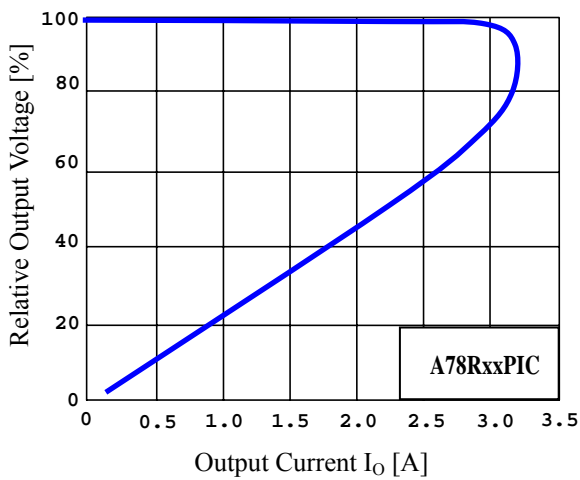


Fig.2 T_a vs. P_D

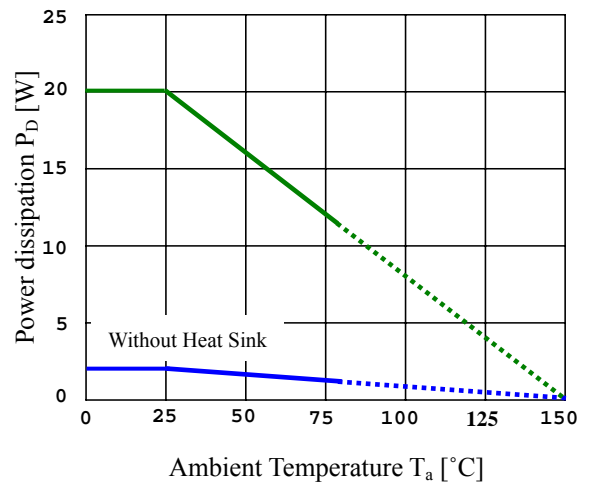


Fig.3 V_I vs. I_{QC}

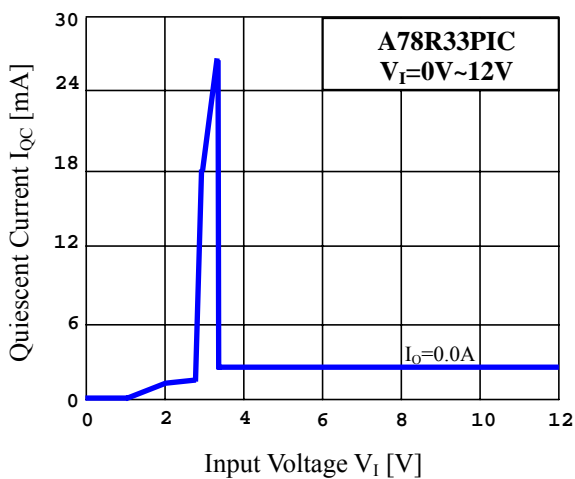


Fig.4 V_I vs. I_{QC}

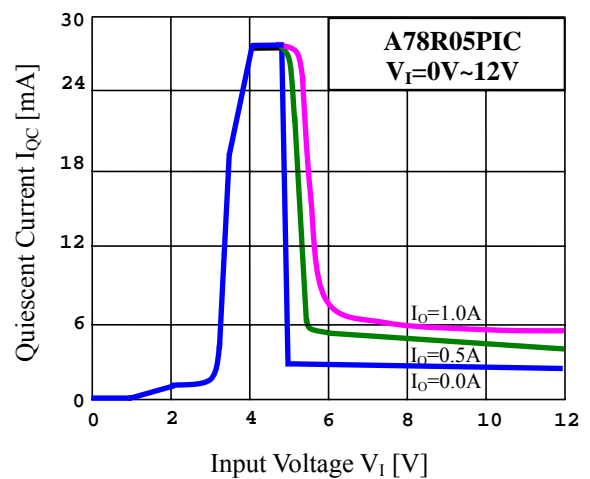


Fig.5 V_I vs. I_{QC}

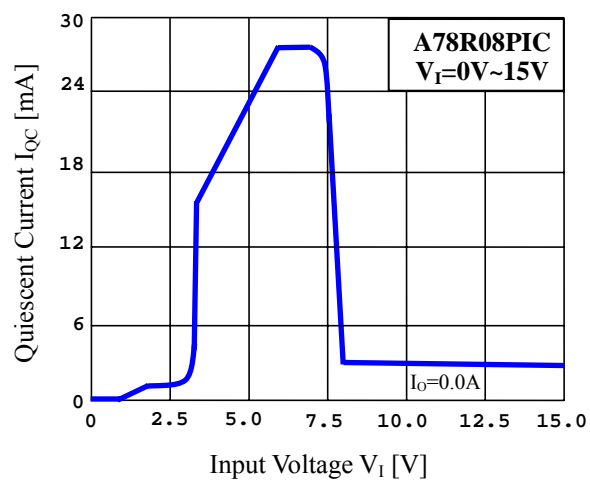
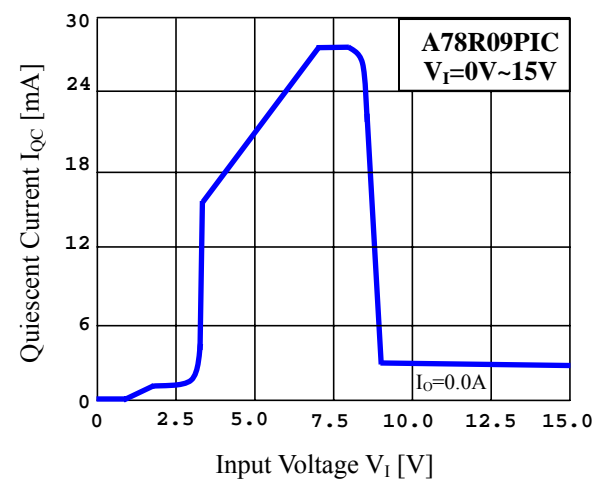


Fig.6 V_I vs. I_{QC}



Electrical Characteristic Curves

Fig.7 V_I vs. I_{QC}

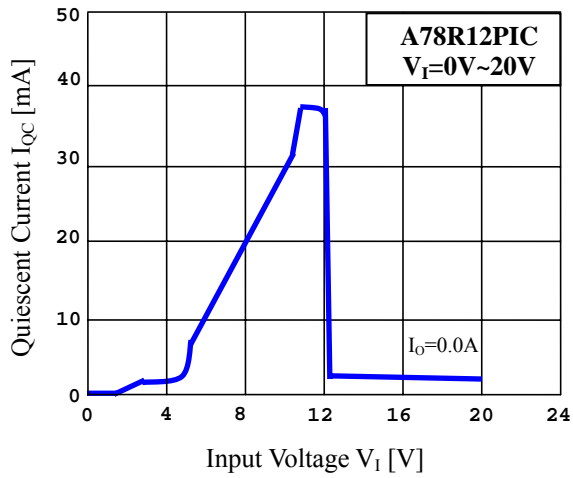


Fig.8 V_I vs. I_{QC}

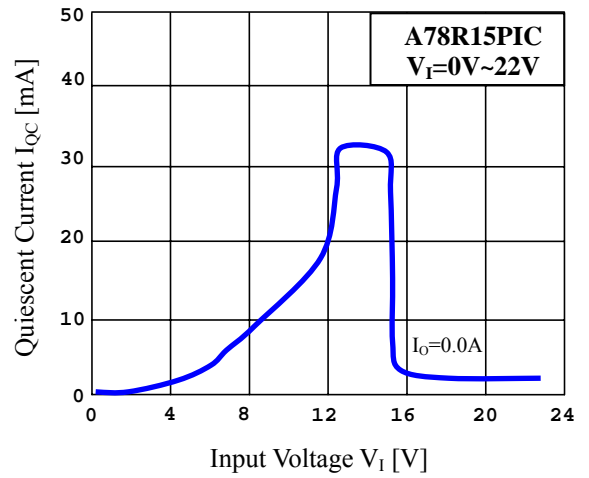


Fig.9 V_{CT} vs. V_O

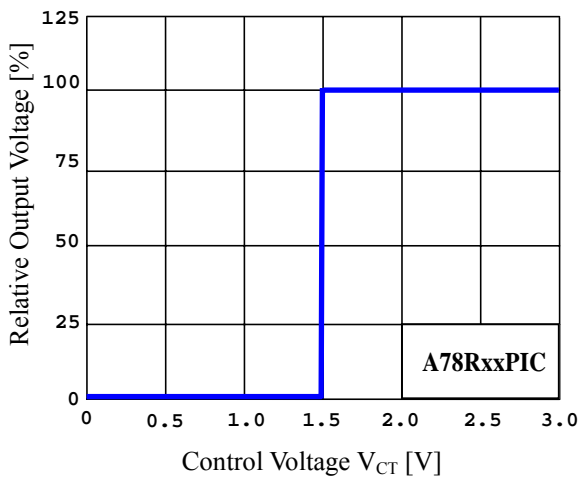


Fig.10 T_j vs. V_O

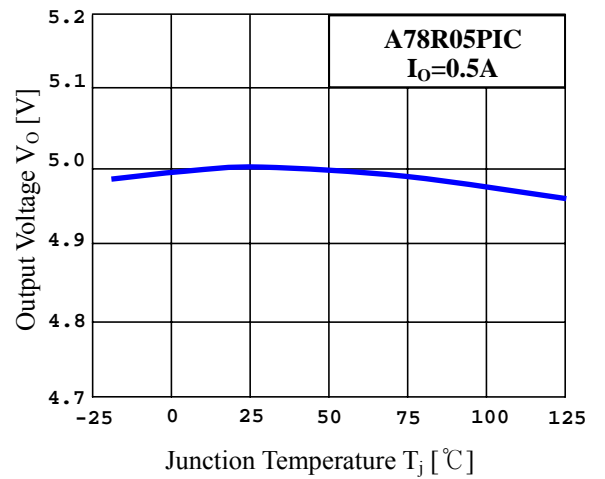
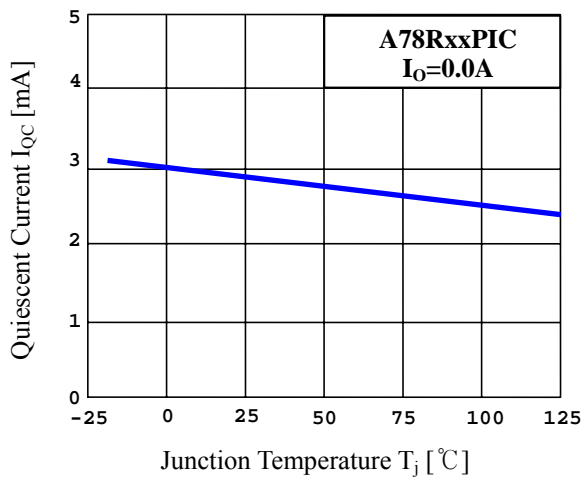
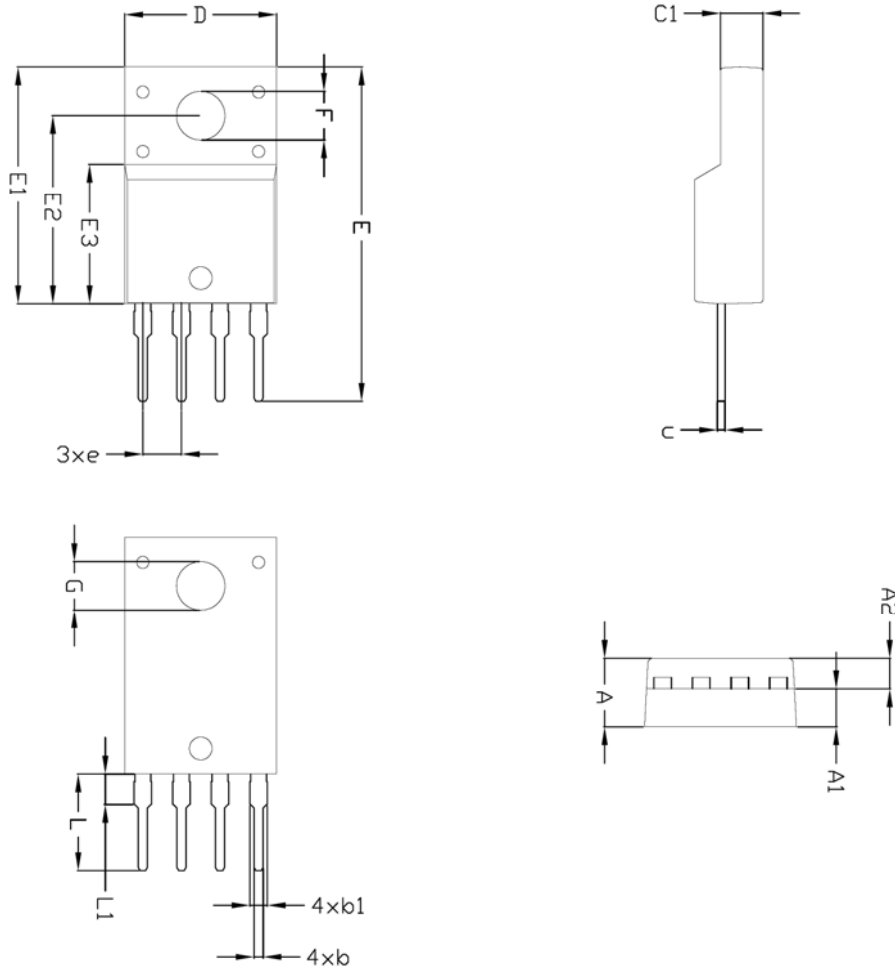


Fig.11 T_j vs. I_{QC}



Outline Dimension



SYMBOL	MILLIMETERS			NOTE
	MINIMUM	NOMINAL	MAXIMUM	
A	-	-	4.60	
A1	2.45	2.50	2.55	
A2	1.95	2.00	2.05	
b	0.50	0.60	0.70	
b1	0.85	1.05	1.25	
c	0.40	0.50	0.60	
c1	2.70	2.80	2.90	
D	9.90	10.00	10.10	
E	20.80	-	21.40	
E1	15.50	15.60	15.70	
E2	12.30	12.40	12.50	
E3	9.15	9.20	9.25	
F	3.10	3.20	3.30	
G	3.30	3.40	3.50	
e	2.54 BSC			
L	5.20	-	5.80	
L1	2.00 BSC			

The AUK Corp. products are intended for the use as components in general electronic equipment (Office and communication equipment, measuring equipment, home appliance, etc.).

Please make sure that you consult with us before you use these AUK Corp. products in equipments which require high quality and / or reliability, and in equipments which could have major impact to the welfare of human life(atomic energy control, airplane, spaceship, transportation, combustion control, all types of safety device, etc.). AUK Corp. cannot accept liability to any damage which may occur in case these AUK Corp. products were used in the mentioned equipments without prior consultation with AUK Corp..

Specifications mentioned in this publication are subject to change without notice.