

Flange Mount Termination 450 Watts, 50Ω

Description

The G450N50W4 is high performance Aluminum Nitride (AlN) flange mount termination intended as a cost competitive alternative to Beryllium Oxide (BeO). The termination is also RoHS compliant!



Features:

- RoHS Compliant
- 450 Watts
- DC – 1.7 GHz
- AlN Ceramic
- Non-Nichrome Resistive Element
- Low VSWR
- 100% Tested

General Specifications

Resistive Element	Thick Film
Substrate	AlN Ceramic
Mounting Flange	Nickel Plated Copper
Operating Temperature	-50 to +150°C (see de rating chart)

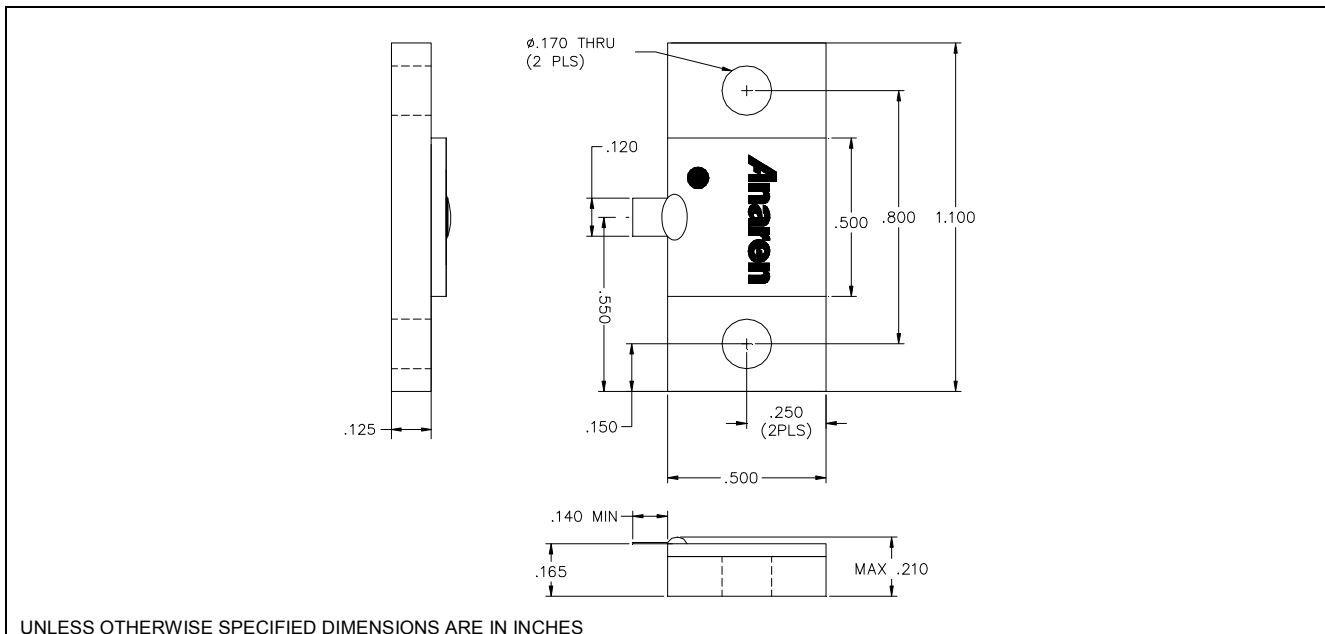
Tolerance is $\pm 0.010"$, unless otherwise specified. Designed to meet or exceed applicable portions of MIL-E-5400. **All dimensions in inches.**

Electrical Specifications

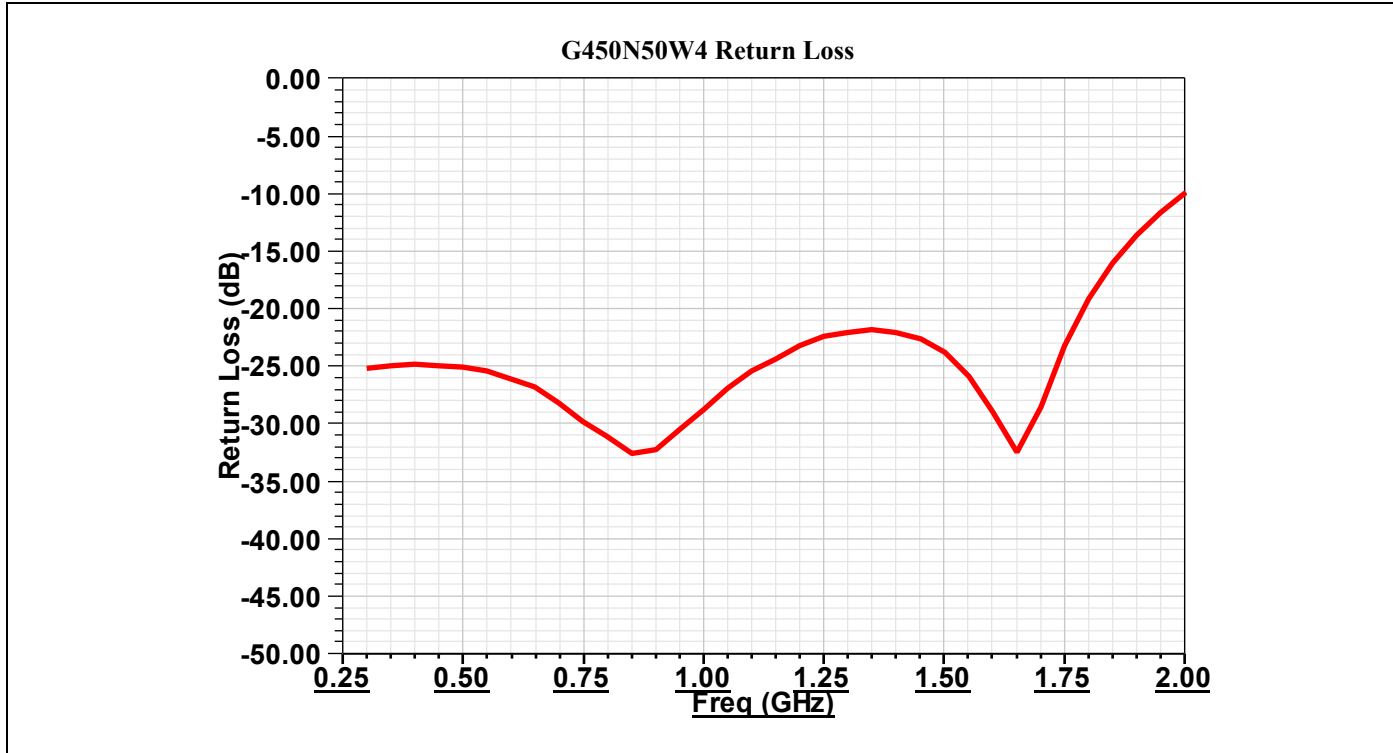
Resistance Value:	50 Ohms, $\pm 2\%$
Power:	450 Watts
Frequency Range:	DC – 1.7GHz
Return Loss	>20dB

Specification based on unit properly installed using suggested mounting instructions and a 50 ohm nominal impedance. **Specifications subject to change.**

Outline Drawing

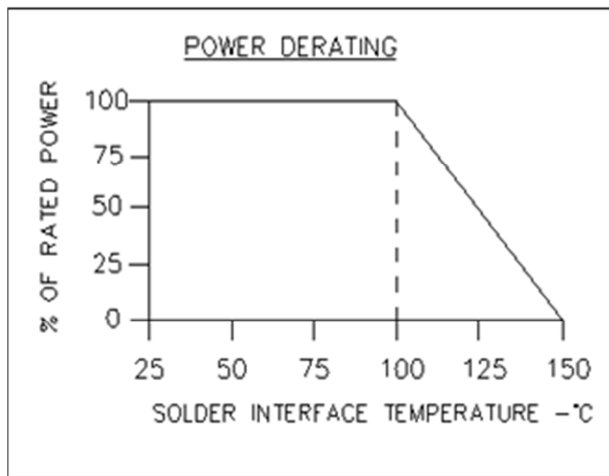


Typical Performance:

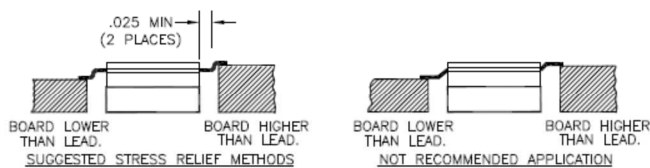


Power De-rating:

Mounting Footprint and Procedure:



*Actual performance could be limited by the solder properties of the application



SUGGESTED MOUNTING PROCEDURE

1. MAKE SURE THAT THE DEVICES ARE MOUNTED ON FLAT SURFACES (.001" UNDER THE DEVICE) TO OPTIMIZE THE HEAT TRANSFER.
2. POSITION DEVICE ON MOUNTING SURFACE AND SOLDER IN PLACE USING AN APPROPRIATE SOLDER.
3. SOLDER LEADS IN PLACE USING AN APPROPRIATE SOLDER TYPE WITH A CONTROLLED TEMPERATURE IRON.