

DIODE MODULE (F.R.D.)

FRS400EA180/200

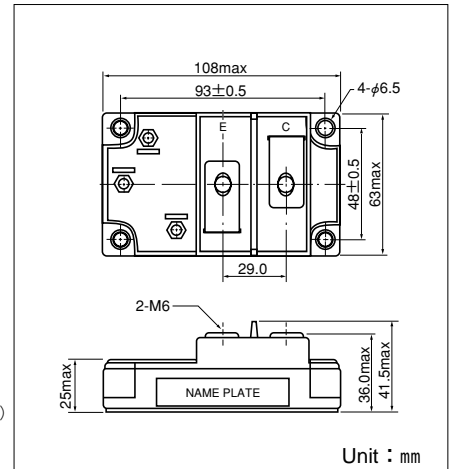
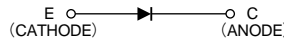
UL;E76102 (M)

FRS400EA is a high speed isolated diode module designed for high power switching application. FRS400EA is suitable for high frequency application requiring low loss and high speed control.

- High Speed $t_{rr} \leq 700\text{ns}$
- $I_F (AV)$ 400A
- Isolated Mounting base.
- High Surge Capability

(Applications)

Inverter Welding Power Supply
 Power Supply for Telecommunication
 Various Switching Power Supply.



Unit : mm

Maximum Ratings

($T_j = 25^\circ\text{C}$ unless otherwise specified)

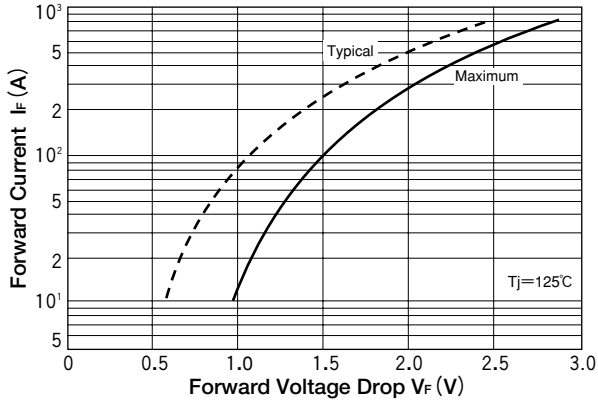
Symbol	Item	Ratings		Unit
		FRS400EA180	FRS400EA200	
V_{RRM}	Repetitive Peak Reverse Voltage	1800	2000	V
$V_{R(DC)}$	D.C. Reverse Voltage	1440	1600	V

Symbol	Item	Conditions	Ratings	Unit	
$I_F (AV)$	Forward Current	D.C. $T_c : 79^\circ\text{C}$	400	A	
I_{FMS}	Surge Forward Current	$\frac{1}{2}$ cycle, 60Hz, peak value, non-repetitive	5000	A	
I^2t	I^2t	Value for one cycle of surge current	104000	A^2S	
T_j	Operating Junction Temperature		-40 to +150	$^\circ\text{C}$	
T_{stg}	Storage Temperature		-40 to +125	$^\circ\text{C}$	
V_{iso}	Isolation Breakdown Voltage (R.M.S.)	A.C. 1 minute	2500	V	
	Mounting Torque	Mounting(M6)	Recommended Value 2.5-3.9 (25-40)	4.7 (48)	N·m (kgf·cm)
		Terminal (M6)	Recommended Value 2.5-3.9 (25-40)	4.7 (48)	
	Mass	Typical Value	460	g	

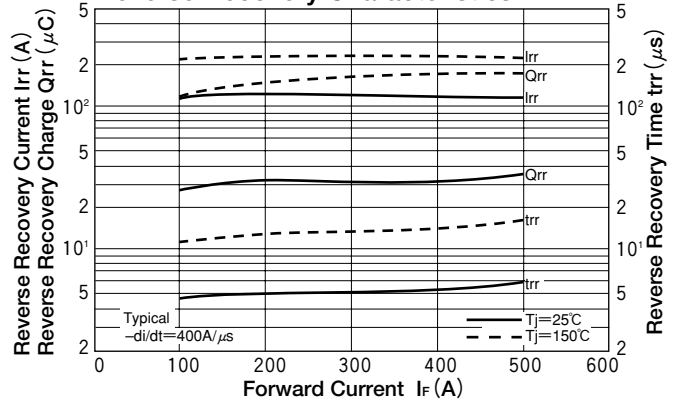
Electrical Characteristics

Symbol	Item	Conditions	Ratings			Unit
			Min.	Typ.	Max.	
I_{RRM}	Repetitive Peak Reverse Current	$V_R = V_{RRM}, T_j = 150^\circ\text{C}$			100	mA
V_{FM}	Forward Voltage Drop	$T_j = 125^\circ\text{C}, I_F = 400\text{A}$, Inst. measurement			2.20	V
t_{rr}	Reverse Recovery Time	$I_F = 400\text{A}, -di/dt = 400\text{A}/\mu\text{s}$			700	ns
$R_{th(j-c)}$	Thermal Impedance	Junction to case			0.08	$^\circ\text{C}/\text{W}$

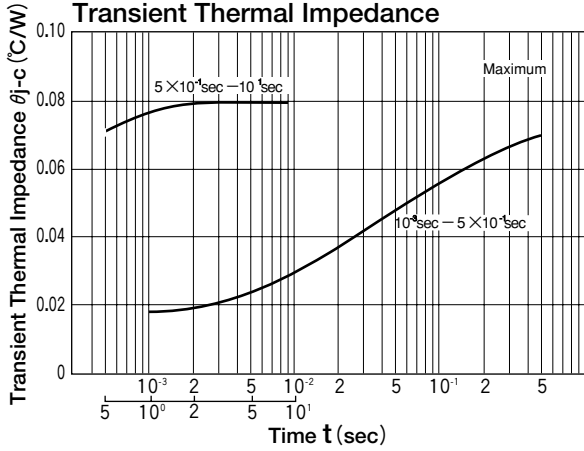
Forward Characteristics



Reverse Recovery Characteristics



Transient Thermal Impedance



Reverse Recovery Characteristics

