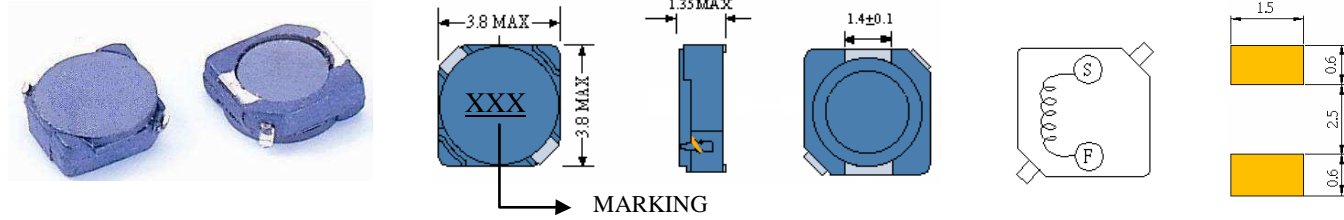


SC312MF

SMD POWER INDUCTORS



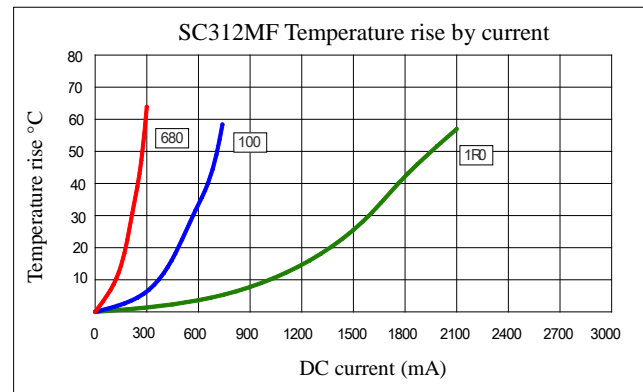
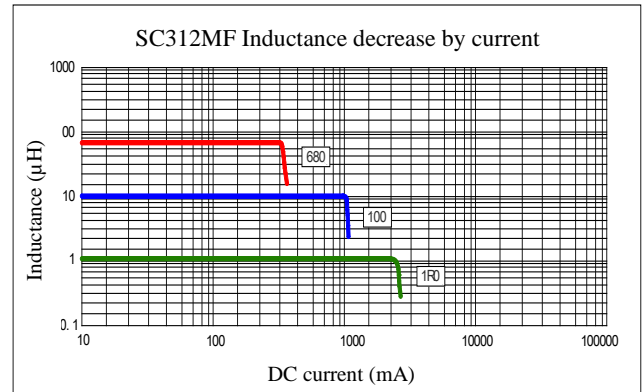
• Features

1. Magnetically shielded construction – Low EMI
2. Excellent Power Density
3. Engineered to Provide High Efficiency

ELECTRICAL CHARACTERISTICS



Part Number	Inductance (uH) (1)	Test Frequency	DC Resistance (Ω MAX) (2)	Saturation Current ⁽³⁾ (A)	Temperature Current ⁽⁴⁾ (A)
SC312MF-1R0	1.0	100KHZ	87m	3.00	1.60
SC312MF-1R5	1.5	100KHZ	104m	2.50	1.50
SC312MF-2R2	2.2	100KHZ	157m	2.00	1.20
SC312MF-3R3	3.3	100KHZ	210m	1.80	0.98
SC312MF-4R7	4.7	100KHZ	318m	1.48	0.84
SC312MF-5R6	5.6	100KHZ	388m	1.22	0.78
SC312MF-6R8	6.8	100KHZ	430m	1.10	0.70
SC312MF-100	10	100KHZ	673m	0.97	0.58
SC312MF-120	12	100KHZ	792m	0.85	0.50
SC312MF-150	15	100KHZ	900m	0.79	0.48
SC312MF-180	18	100KHZ	1.16	0.68	0.44
SC312MF-220	22	100KHZ	1.40	0.64	0.40
SC312MF-270	27	100KHZ	1.65	0.60	0.38
SC312MF-330	33	100KHZ	2.40	0.57	0.33
SC312MF-390	39	100KHZ	2.85	0.50	0.27
SC312MF-470	47	100KHZ	3.00	0.44	0.25
SC312MF-560	56	100KHZ	3.60	0.42	0.23
SC312MF-680	68	100KHZ	4.10	0.40	0.21



(1). Inductance tolerance for 1.0uH: ±30%, for 1.5uH~68uH: ±20%. Tested at 0.25V, 0ADC and 25°C

(2). DCR measured at 25°C.

(3). The DC current at which the inductance decreases by 10% from its initial value.

(4). The DC current that results in a 40°C temperature rise from 25°C ambient.

[Click here for QUANTITY PER REEL & PACKING INFORMATION](#)

Custom versions available upon request.