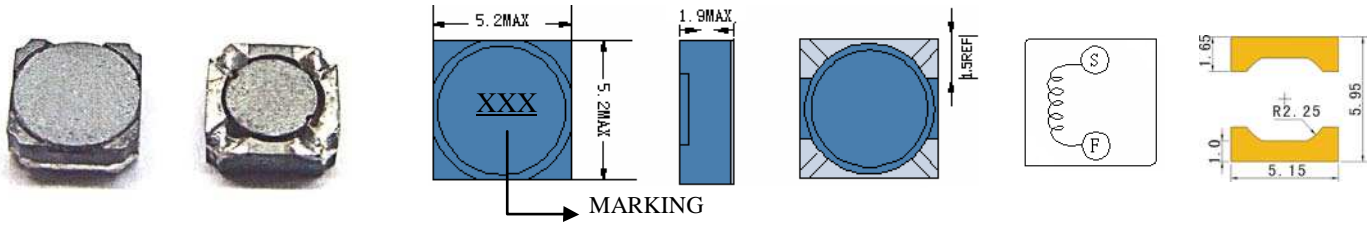


SCMS5D18

SMD POWER INDUCTORS



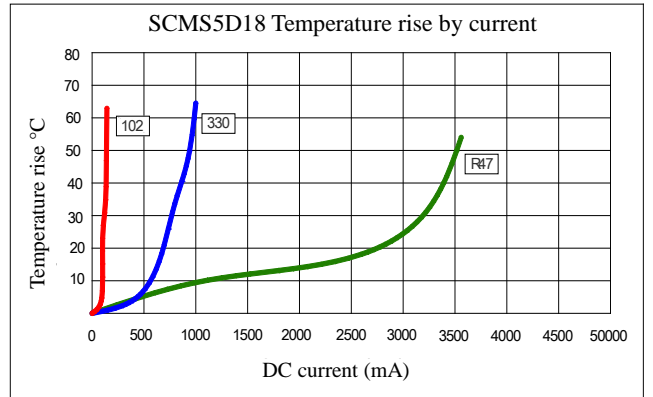
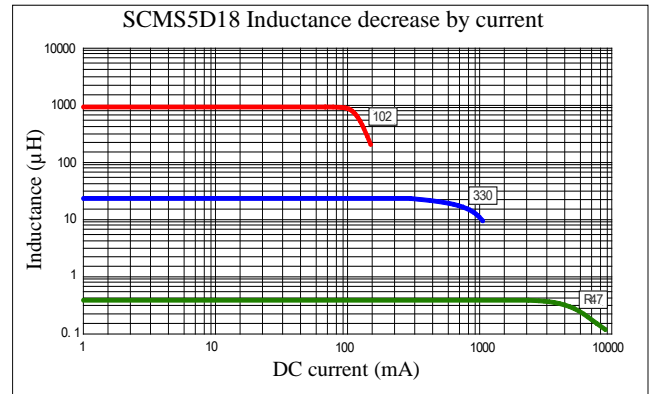
• Features

1. Magnetically shielded construction – Low EMI
2. Excellent Power Density
3. Engineered to Provide High Efficiency



ELECTRICAL CHARACTERISTICS

Part Number	Inductance (uH) (1)	Test Frequency	DC Resistance (Ω MAX) (2)	Saturation Current ⁽³⁾ (A)	Temperature Current ⁽⁴⁾ (A)
SCMS5D18-R47	0.47	100KHZ	22m	4.63	3.24
SCMS5D18-R82	0.82	100KHZ	27m	3.60	2.75
SCMS5D18-1R2	1.2	100KHZ	32m	2.95	2.46
SCMS5D18-1R5	1.5	100KHZ	38m	2.49	2.40
SCMS5D18-2R2	2.2	100KHZ	44m	2.16	2.35
SCMS5D18-3R3	3.3	100KHZ	67m	1.71	2.23
SCMS5D18-4R7	4.7	100KHZ	91m	1.54	1.80
SCMS5D18-6R2	6.2	100KHZ	110m	1.30	1.62
SCMS5D18-8R2	8.2	100KHZ	149m	1.12	1.45
SCMS5D18-100	10	100KHZ	174m	0.982	1.30
SCMS5D18-150	15	100KHZ	251m	0.831	1.11
SCMS5D18-220	22	100KHZ	370m	0.689	0.94
SCMS5D18-330	33	100KHZ	556m	0.568	0.80
SCMS5D18-470	47	100KHZ	851m	0.470	0.61
SCMS5D18-680	68	100KHZ	1.08	0.390	0.49
SCMS5D18-820	82	100KHZ	1.43	0.356	0.44
SCMS5D18-100	100	100KHZ	1.62	0.321	0.39
SCMS5D18-150	150	100KHZ	2.80	0.263	0.33
SCMS5D18-220	220	100KHZ	4.37	0.217	0.29
SCMS5D18-330	330	100KHZ	5.35	0.177	0.24
SCMS5D18-470	470	100KHZ	9.38	0.148	0.18
SCMS5D18-680	680	100KHZ	12.0	0.124	0.15
SCMS5D18-820	820	100KHZ	16.56	0.113	0.125
SCMS5D18-102	1000	100KHZ	18.50	0.102	0.11



- (1). Inductance tolerance for 0.47uH~8.2uH: $\pm 30\%$, for 10uH~1000uH: $\pm 20\%$. Tested at 0.25V, 0ADC and 25°C
- (2). DCR measured at 25°C.
- (3). The DC current at which the inductance decreases by 30% from its initial value.
- (4). The DC current that results in a 40°C temperature rise from 25°C ambient.

[Click here for QUANTITY PER REEL & PACKING INFORMATION](#)

Custom versions available upon request.