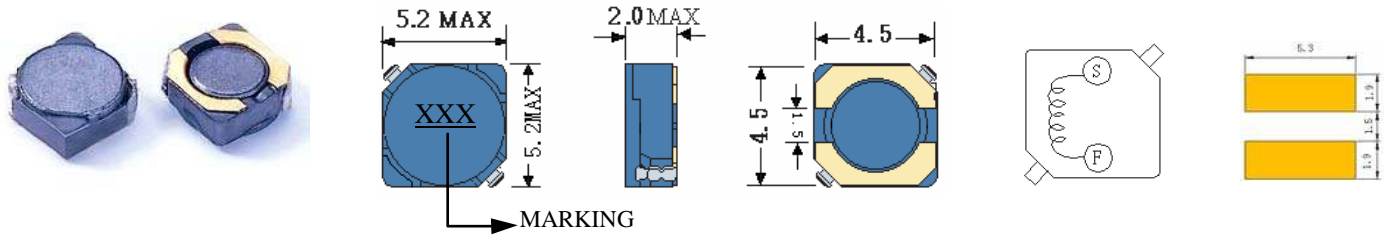


# SCRH4D18

## SMD POWER INDUCTORS



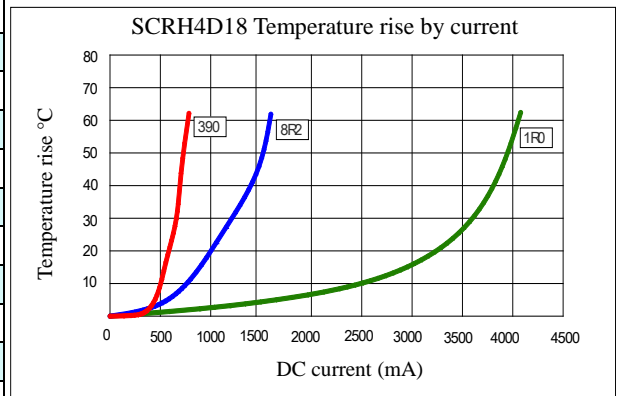
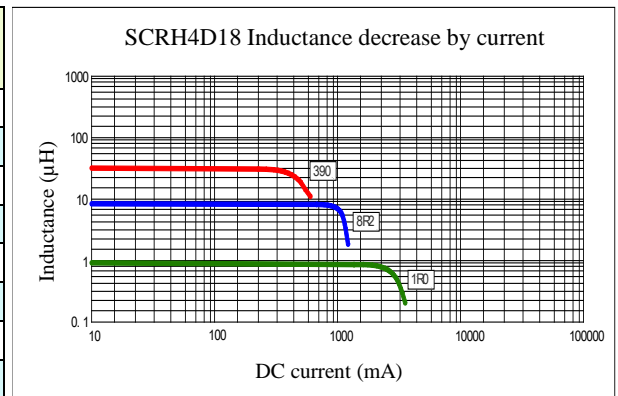
### • Features

1. Magnetically shielded construction
2. Excellent Power Density
3. Engineered to Provide High Efficiency

## CHARACTERISTICS



Part Number	Inductance (uH) (1)	Test Frequency	DC Resistance (Ω MAX) (2)	Saturation Current (3) (A)	Temperature Current (4) (A)
SCRH4D18-1R0	1.0	100KHZ	35m	1.72	3.60
SCRH4D18-2R2	2.2	100KHZ	58m	1.32	2.70
SCRH4D18-2R7	2.7	100KHZ	80m	1.28	2.40
SCRH4D18-3R3	3.3	100KHZ	85m	1.04	2.10
SCRH4D18-3R9	3.9	100KHZ	120m	0.88	1.79
SCRH4D18-4R7	4.7	100KHZ	125m	0.84	1.70
SCRH4D18-5R6	5.6	100KHZ	145m	0.80	1.35
SCRH4D18-6R8	6.8	100KHZ	170m	0.76	1.28
SCRH4D18-8R2	8.2	100KHZ	190m	0.68	1.10
SCRH4D18-100	10	100KHZ	200m	0.61	1.08
SCRH4D18-120	12	100KHZ	210m	0.56	1.00
SCRH4D18-150	15	100KHZ	240m	0.50	0.95
SCRH4D18-180	18	100KHZ	338m	0.48	0.90
SCRH4D18-220	22	100KHZ	397m	0.41	0.80
SCRH4D18-270	27	100KHZ	441m	0.35	0.72
SCRH4D18-330	33	100KHZ	694m	0.32	0.66
SCRH4D18-390	39	100KHZ	709m	0.30	0.59



- (1). Inductance tolerance  $\pm 30\%$  tested at 0.25V, 0ADC and 25°C
- (2). DCR measured at 25°C.
- (3). The DC current at which the inductance decreases by 35% from its initial value.
- (4). The DC current that results in a 40°C temperature rise from 25°C ambient.

[Click here for QUANTITY PER REEL & PACKING INFORMATION](#)

Custom versions available upon request.