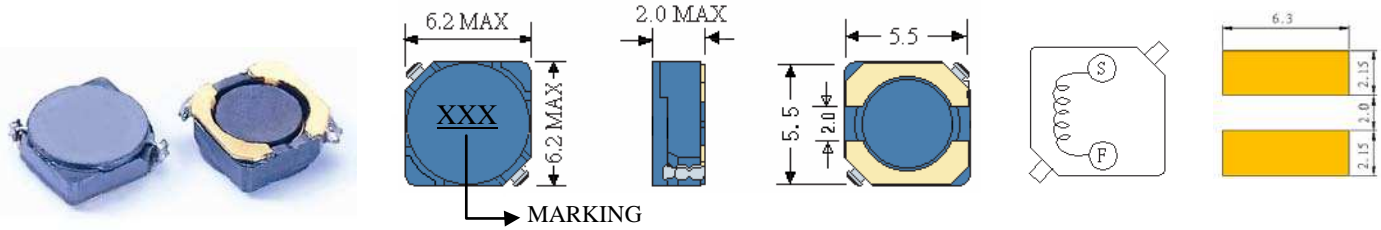


SCRH5D18

SMD POWER INDUCTORS



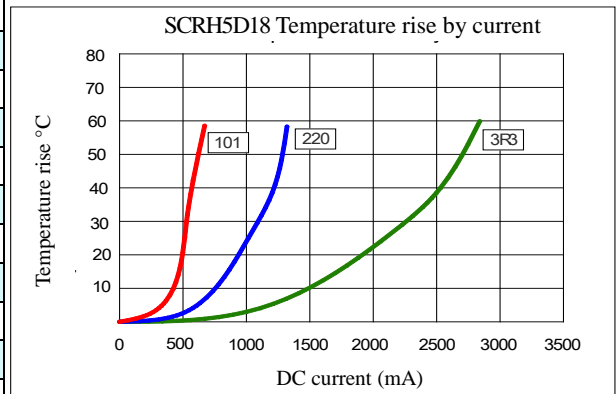
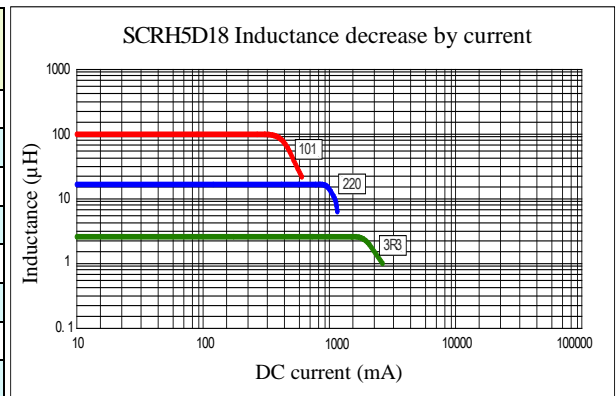
• Features

1. Magnetically shielded construction
2. Excellent Power Density
3. Engineered to Provide High Efficiency

CHARACTERISTICS



Part Number	Inductance (uH) (1)	Test Frequency	DC Resistance (Ω MAX) (2)	Saturation Current (3) (A)	Temperature Current (4) (A)
SCRH5D18-3R3	3.3	10KHZ	50m	2.15	2.15
SCRH5D18-4R1	4.1	10KHZ	57m	1.95	1.95
SCRH5D18-5R4	5.4	10KHZ	76m	1.60	1.85
SCRH5D18-6R2	6.2	10KHZ	96m	1.40	1.75
SCRH5D18-8R9	8.9	10KHZ	116m	1.25	1.57
SCRH5D18-100	10	10KHZ	124m	1.20	1.41
SCRH5D18-120	12	10KHZ	153m	1.10	1.37
SCRH5D18-150	15	10KHZ	196m	0.97	1.34
SCRH5D18-180	18	10KHZ	210m	0.85	1.10
SCRH5D18-220	22	10KHZ	290m	0.80	1.00
SCRH5D18-270	27	10KHZ	330m	0.75	0.90
SCRH5D18-330	33	10KHZ	386m	0.65	0.81
SCRH5D18-390	39	10KHZ	520 m	0.57	0.77
SCRH5D18-470	47	10KHZ	595m	0.54	0.73
SCRH5D18-560	56	10KHZ	665m	0.50	0.65
SCRH5D18-680	68	10KHZ	840m	0.43	0.62
SCRH5D18-820	82	10KHZ	978m	0.41	0.55
SCRH5D18-101	100	10KHZ	1.20	0.36	0.50



- (1). Inductance tolerance $\pm 30\%$ tested at 0.25V, 0ADC and 25°C
- (2). DCR measured at 25°C.
- (3). The DC current at which the inductance decreases by 35% from its initial value.
- (4). The DC current that results in a 40°C temperature rise from 25°C ambient.

[Click here for QUANTITY PER REEL & PACKING INFORMATION](#)

Custom versions available upon request.