SC2506

SMD POWER INDUCTORS

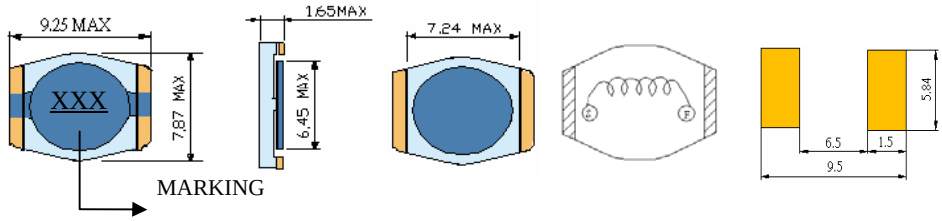

● Features

1. Non-magnetically shielded construction – Low EMI
2 Excellent Power Density
3 Engineered to Provide High Efficiency

ELECTRICAL CHARACTERISTICS

Part Number	Inductance (uH) (1)	Test Frequency	DC Resistance (Ω MAX) (2)	Saturation Current (3) (A)	Temperature Current (4) (A)
SC2506-4R7	4.7	100KHZ	145m	1.60	1.60
SC2506-6R8	6.8	100KHZ	165m	1.30	1.50
SC2506-100	10	100KHZ	240m	1.00	1.10
SC2506-150	15	100KHZ	300m	0.90	0.90
SC2506-220	22	100KHZ	420m	0.70	0.78
SC2506-330	33	100KHZ	650m	0.60	0.68
SC2506-470	47	100KHZ	880m	0.50	0.56
SC2506-680	68	100KHZ	1.30	0.40	0.48
SC2506-101	100	100KHZ	2.00	0.30	0.40
SC2506-151	150	100KHZ	3.40	0.25	0.30
SC2506-221	220	100KHZ	4.60	0.22	0.24
SC2506-331	330	100KHZ	7.30	0.18	0.19
SC2506-471	470	100KHZ	12.0	0.14	0.16
SC2506-681	680	100KHZ	15.3	0.12	0.14
SC2506-102	1000	100KHZ	20.6	0.10	0.13

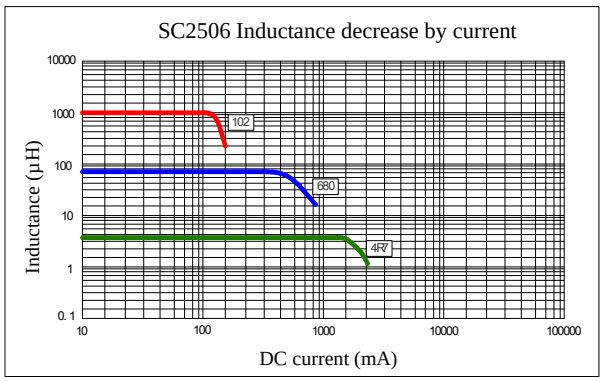

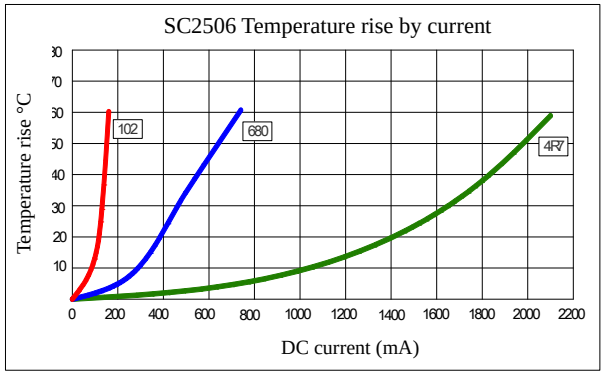

(1). Inductance tolerance±20% tested at 0.25V, 0ADC and 25℃.
(2). DCR measured at 25℃.
(3). The DC current at which the inductance decreases by 10% from its initial value.
(4). The DC current that results in a 40℃ temperature rise from 25℃ ambient.

Click here for QUANTITY PER REEL & PACKING INFORMATION

Custom versions available upon request.

©2011 Signal Transformer –Specification subject to change without notice. 07.11

Signal Transformer
www.signaltransformer.com
500 Bayview Avenue, Inwood, NY 11096
Toll Free 866-239-5777 • Tel 516-239-5777 • Fax 516-239-7208
Sales@signaltransformer.com • techhelp@signaltransformer.com