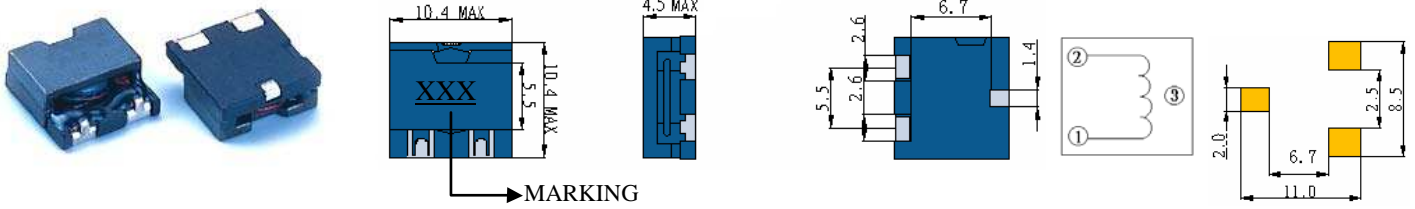


SCEP104L

SMD POWER INDUCTORS



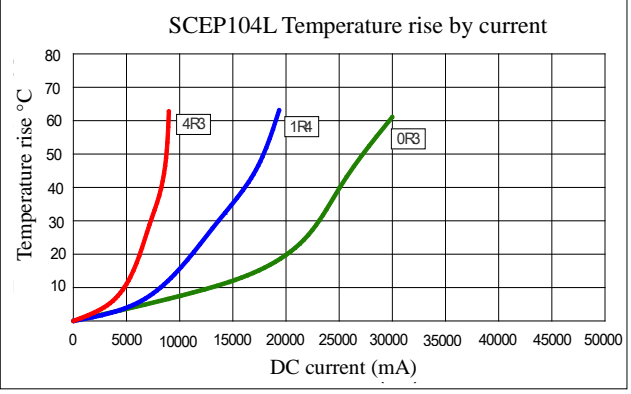
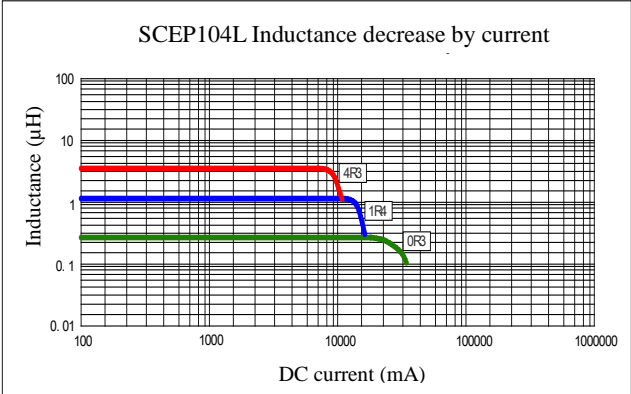
• Features

- 1 Excellent Power Density
- 2 Engineered to Provide High Efficiency

ELECTRICAL CHARACTERISTICS



Part Number	Inductance (uH) (1)	Test Frequency	DC Resistance (Ω MAX) (2)	Saturation Current ⁽³⁾ (A)	Temperature Current ⁽⁴⁾ (A)
SCEP104L-R36	0.36	100KHZ	2.6m	24.2	22.0
SCEP104L-R80	0.8	100KHZ	3.7m	16.2	15.0
SCEP104L-1R4	1.4	100KHZ	5.9m	12.2	13.5
SCEP104L-2R2	2.2	100KHZ	11.8m	9.8	10.5
SCEP104L-3R2	3.2	100KHZ	18.6m	8.1	8.0
SCEP104L-4R3	4.3	100KHZ	21.8m	7.0	7.2



- (1). Inductance tolerance for 0.36uH: $\pm 30\%$, for 0.8uH~4.3uH: $\pm 20\%$. Tested at 0.25V, 0ADC and 25°C
- (2). DCR measured at 25°C.
- (3). The DC current at which the inductance decreases by 25% from its initial value.
- (4). The DC current that results in a 40°C temperature rise from 25°C ambient.

[Click here for QUANTITY PER REEL & PACKING INFORMATION](#)

Custom versions available upon request.