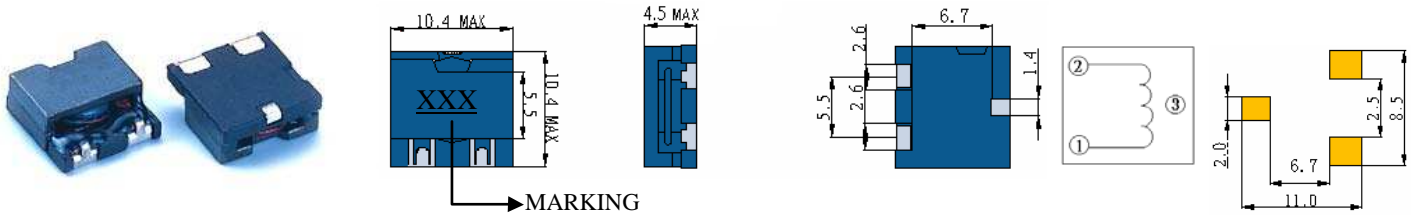


SCEP104S

SMD POWER INDUCTORS



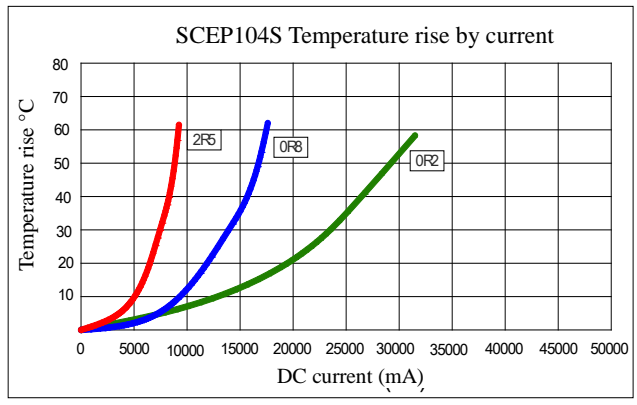
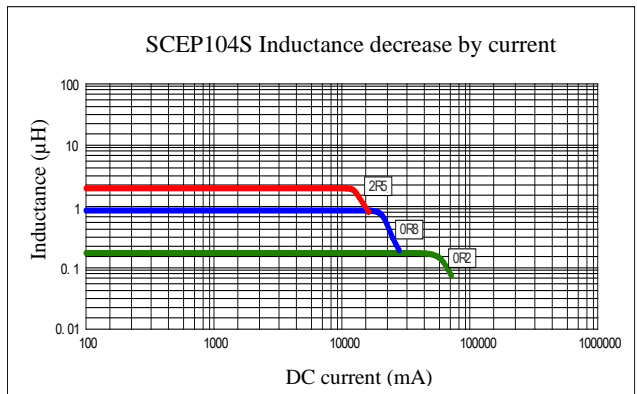
• Features

- 1 Excellent Power Density
- 2 Engineered to Provide High Efficiency



CHARACTERISTICS

Part Number	Inductance (uH) (1)	Test Frequency	DC Resistance (Ω MAX) (2)	Saturation Current ⁽³⁾ (A)	Temperature Current ⁽⁴⁾ (A)
SCEP104S-R22	0.22	100KHZ	2.6m	39.6	23.0
SCEP104S-R45	0.45	100KHZ	3.7m	27.6	17.0
SCEP104S-R80	0.8	100KHZ	5.9m	20.7	14.0
SCEP104S-1R3	1.3	100KHZ	11.8m	16.6	10.5
SCEP104S-1R8	1.8	100KHZ	18.6m	13.3	8.00
SCEP104S-2R5	2.5	100KHZ	21.8m	11.8	7.40



- (1). Inductance tolerance for 0.22uH: $\pm 30\%$, for 0.45uH~2.5uH: $\pm 20\%$. Tested at 0.25V, 0ADC and 25°C
- (2). DCR measured at 25°C.
- (3). The DC current at which the inductance decreases by 30% from its initial value.
- (4). The DC current that results in a 40°C temperature rise from 25°C ambient.

[Click here for QUANTITY PER REEL & PACKING INFORMATION](#)

Custom versions available upon request.