SCEP134H

SMD POWER INDUCTORS



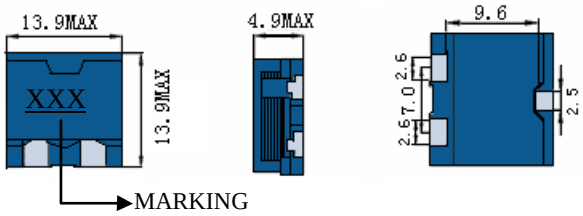

● Features
1 Excellent Power Density
2 Engineered to Provide High Efficiency

ELECTRICAL CHARACTERISTICS

Part Number	Inductance (uH) (1)	Test Frequency	DC Resistance (Ω MAX) (2)	Saturation Current (3) (A)	Temperature Current (4) (A)
SCEP134H-R30	0.3	100KHZ	2.5m	35.0	18.0
SCEP134H-R66	0.66	100KHZ	3.2m	29.6	17.0
SCEP134H-1R2	1.2	100KHZ	4.0m	21.0	15.0
SCEP134H-1R8	1.8	100KHZ	6.6m	17.6	13.6
SCEP134H-2R7	2.7	100KHZ	10.8m	14.7	12.0
SCEP134H-3R6	3.6	100KHZ	12.0m	12.5	10.0
SCEP134H-4R8	4.8	100KHZ	16.3m	11.0	9.0
SCEP134H-6R0	6.0	100KHZ	18.4m	9.6	8.0

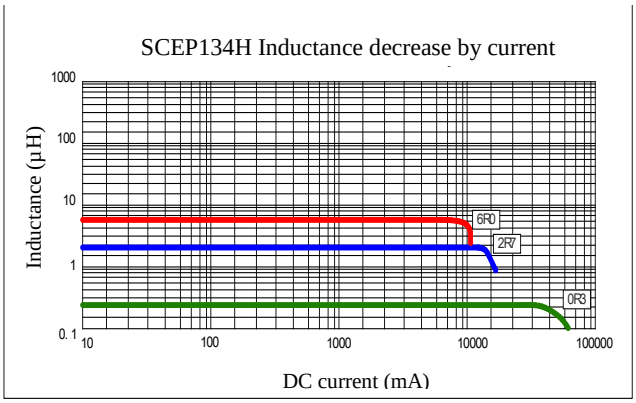

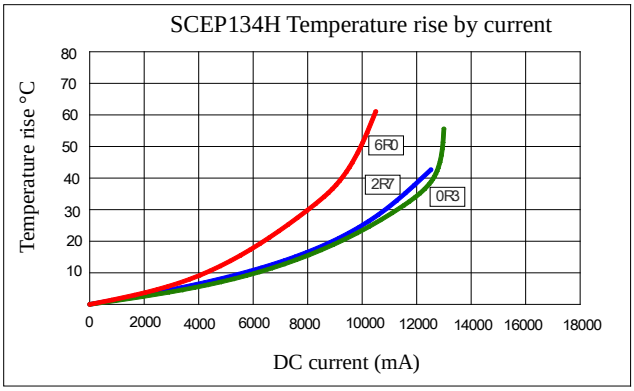

(1). Inductance tolerance for 0.3uH~0.66uH: ±30%, for 1.2uH~6.0uH: ±20%. Tested at 0.25V, 0ADC and 25℃
(2). DCR measured at 25℃.
(3). The DC current at which the inductance decreases by 25% from its initial value.
(4). The DC current that results in a 40℃ temperature rise from 25℃ambient.

Click here for QUANTITY PER REEL & PACKING INFORMATION

Custom versions available upon request.

©2011 Signal Transformer –Specification subject to change without notice. 07.11

Signal Transformer
www.signaltransformer.com
500 Bayview Avenue, Inwood, NY 11096
Toll Free 866-239-5777 • Tel 516-239-5777 • Fax 516-239-7208
Sales@signaltransformer.com • techhelp@signaltransformer.com