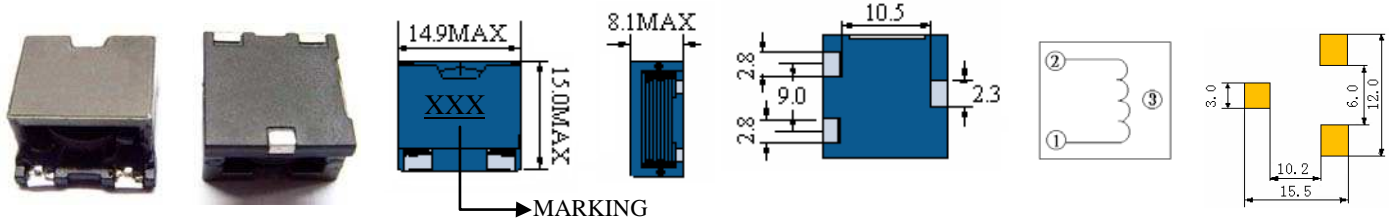


SCEP147S

SMD POWER INDUCTORS



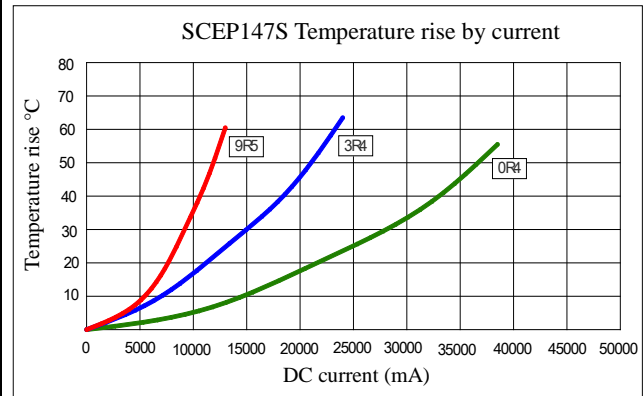
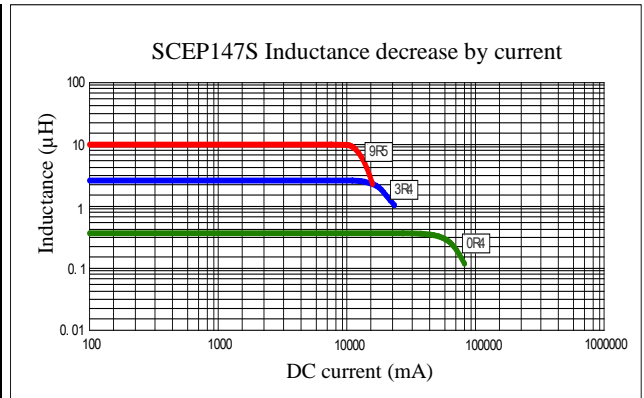
• Features

- 1 Excellent Power Density
- 2 Engineered to Provide High Efficiency



ELECTRICAL CHARACTERISTICS

Part Number	Inductance (uH) (1)	Test Frequency	DC Resistance (Ω MAX) (2)	Saturation Current ⁽³⁾ (A)	Temperature Current ⁽⁴⁾ (A)
SCEP147S-R40	0.4	100KHZ	2.10m	52.8	23.0
SCEP147S-R90	0.9	100KHZ	2.65m	36.0	18.0
SCEP147S-1R5	1.5	100KHZ	3.50m	27.2	16.0
SCEP147S-2R4	2.4	100KHZ	3.90m	22.4	13.0
SCEP147S-3R4	3.4	100KHZ	5.50m	18.4	12.3
SCEP147S-4R7	4.7	100KHZ	7.50m	15.2	12.0
SCEP147S-6R1	6.1	100KHZ	7.80m	14.8	11.0
SCEP147S-7R7	7.7	100KHZ	9.85m	12.4	10.0
SCEP147S-9R5	9.5	100KHZ	13.3m	11.2	9.30



- (1). Inductance tolerance for 0.4uH: ±30%, for 0.9uH~9.5uH: ±20%. Tested at 0.25V, 0ADC and 25°C
- (2). DCR measured at 25°C.
- (3). The DC current at which the inductance decreases by 25% from its initial value.
- (4). The DC current that results in a 40°C temperature rise from 25°Cambient.

[Click here for QUANTITY PER REEL & PACKING INFORMATION](#)

Custom versions available upon request.