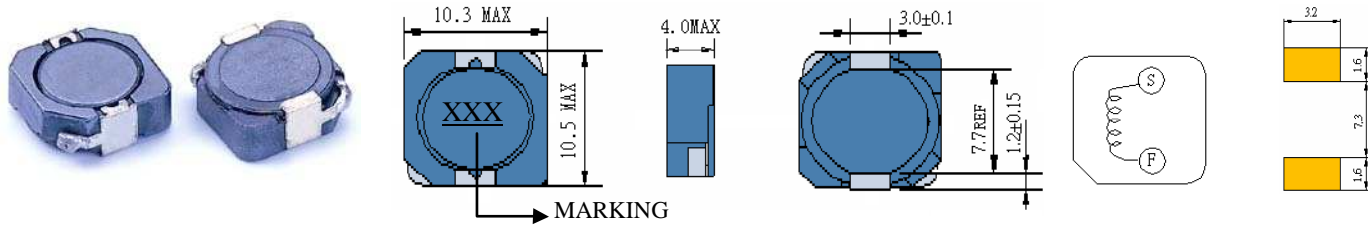


SCRH104R

SMD POWER INDUCTORS



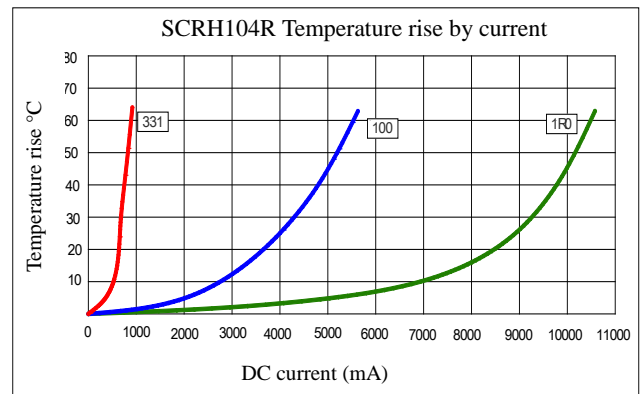
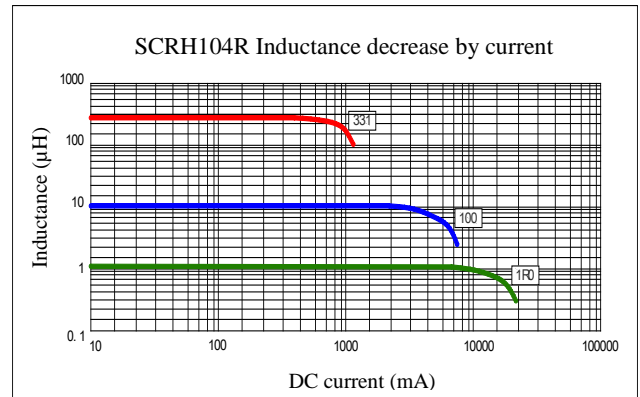
• Features

1. Magnetically shielded construction
2. Excellent Power Density
3. Engineered to Provide High Efficiency



ELECTRICAL CHARACTERISTICS

Part Number	Inductance (uH) (1)	Test Frequency	DC Resistance (Ω MAX) (2)	Saturation Current ⁽³⁾ (A)	Temperature Current ⁽⁴⁾ (A)
SCRH104R-1R0	1.0	100KHZ	8.1m	10.1	9.00
SCRH104R-1R5	1.5	100KHZ	8.1m	10.0	10.0
SCRH104R-2R5	2.5	100KHZ	10m	7.50	7.50
SCRH104R-3R3	3.3	100KHZ	15m	7.00	6.70
SCRH104R-3R8	3.8	100KHZ	15m	6.00	6.00
SCRH104R-4R7	4.7	100KHZ	22m	5.80	5.40
SCRH104R-5R2	5.2	100KHZ	22m	5.70	5.10
SCRH104R-5R8	5.8	100KHZ	22m	5.50	4.84
SCRH104R-7R0	7.0	100KHZ	27m	4.80	4.59
SCRH104R-100	10	100KHZ	35m	4.40	4.36
SCRH104R-150	15	100KHZ	50m	3.60	3.10
SCRH104R-220	22	100KHZ	73m	2.90	2.70
SCRH104R-330	33	100KHZ	117m	2.30	2.10
SCRH104R-470	47	100KHZ	128m	2.10	1.90
SCRH104R-680	68	100KHZ	265m	1.50	1.42
SCRH104R-101	100	100KHZ	304m	1.35	1.25
SCRH104R-151	150	100KHZ	506m	1.15	0.93
SCRH104R-221	220	100KHZ	756 m	0.92	0.70
SCRH104R-331	330	100KHZ	1.09	0.70	0.63



- (1). Inductance tolerance $\pm 30\%$ tested at 0.25V, 0ADC and 25°C
- (2). DCR measured at 25°C.
- (3). The DC current at which the inductance decreases by 35% from its initial value.
- (4). The DC current that results in a 40°C temperature rise from 25°C ambient.

[Click here for QUANTITY PER REEL & PACKING INFORMATION](#)

Custom versions available upon request.

