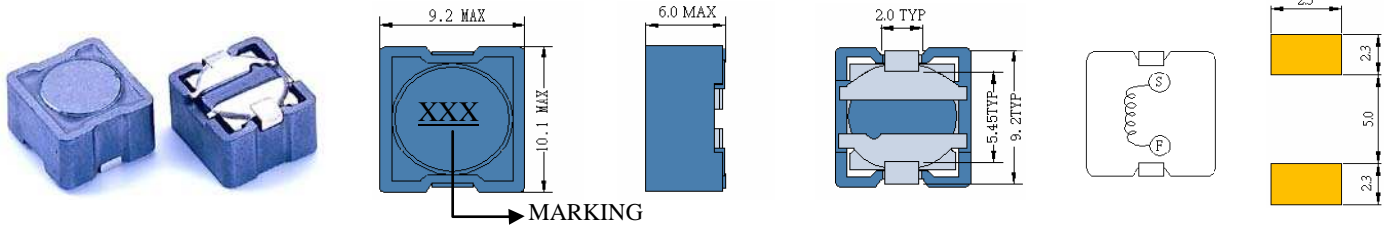


# SCRH105

## SMD POWER INDUCTORS



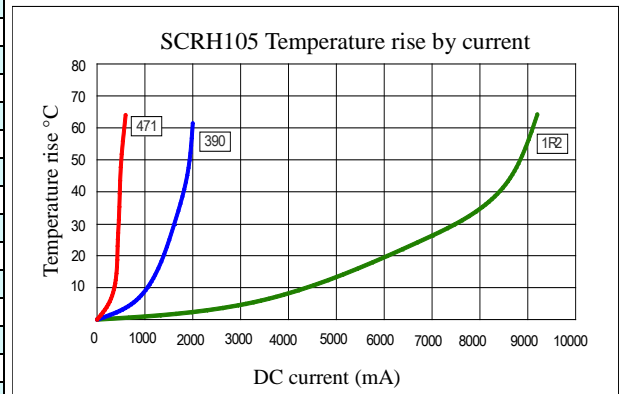
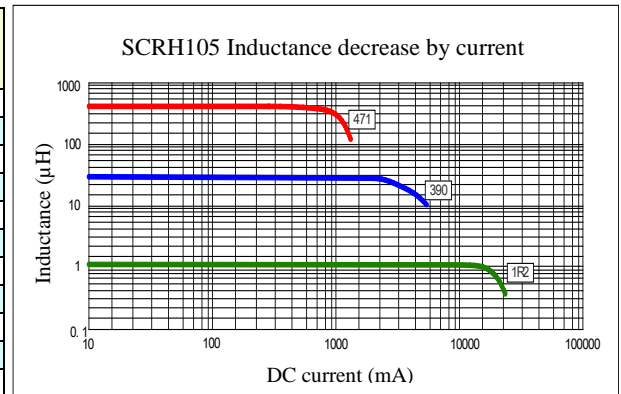
### • Features

1. Magnetically shielded construction
2. Excellent Power Density
3. Engineered to Provide High Efficiency

## CHARACTERISTICS



Part Number	Inductance (uH) (1)	Test Frequency	DC Resistance (Ω MAX) (2)	Saturation Current (3) (A)	Temperature Current (4) (A)
SCRH105-1R2	1.2	100KHZ	17m	9.0	7.00
SCRH105-2R5	2.5	100KHZ	20m	7.5	5.90
SCRH105-3R3	3.3	100KHZ	25m	7.2	4.70
SCRH105-4R7	4.7	100KHZ	27m	7.0	4.21
SCRH105-5R6	5.6	100KHZ	45m	6.5	3.59
SCRH105-6R8	6.8	100KHZ	54m	6.0	3.23
SCRH105-8R2	8.2	100KHZ	56m	5.4	2.90
SCRH105-100	10	100KHZ	69m	4.8	2.75
SCRH105-120	12	100KHZ	78m	4.2	2.61
SCRH105-150	15	100KHZ	84m	3.7	2.32
SCRH105-180	18	100KHZ	100m	3.4	2.22
SCRH105-220	22	100KHZ	125m	2.8	2.10
SCRH105-270	27	100KHZ	156m	2.6	1.90
SCRH105-330	33	100KHZ	180m	2.4	1.80
SCRH105-390	39	100KHZ	220m	2.3	1.53
SCRH105-470	47	100KHZ	240m	2.1	1.37
SCRH105-560	56	100KHZ	270m	1.82	1.23
SCRH105-680	68	100KHZ	320m	1.65	1.16
SCRH105-820	82	100KHZ	380m	1.50	1.10
SCRH105-101	100	100KHZ	470m	1.40	1.04
SCRH105-121	120	100KHZ	560m	1.23	0.98
SCRH105-151	150	100KHZ	780m	1.15	0.88
SCRH105-181	180	100KHZ	1.05	1.00	0.70
SCRH105-221	220	100KHZ	1.32	0.80	0.63
SCRH105-271	270	100KHZ	1.50	0.70	0.60
SCRH105-331	330	100KHZ	1.92	0.62	0.57
SCRH105-391	390	100KHZ	2.20	0.58	0.50
SCRH105-471	470	100KHZ	2.60	0.55	0.45



(1). Inductance tolerance for 1.2uH~8.2uH:  $\pm 30\%$ , for 10uH~470uH:  $\pm 20\%$ . Tested at 0.25V, 0ADC and 25°C

(2). DCR measured at 25°C.

(3). The DC current at which the inductance decreases by 25% from its initial value.

(4). The DC current that results in a 40°C temperature rise from 25°C ambient.

[Click here for QUANTITY PER REEL & PACKING INFORMATION](#)

Custom versions available upon request.