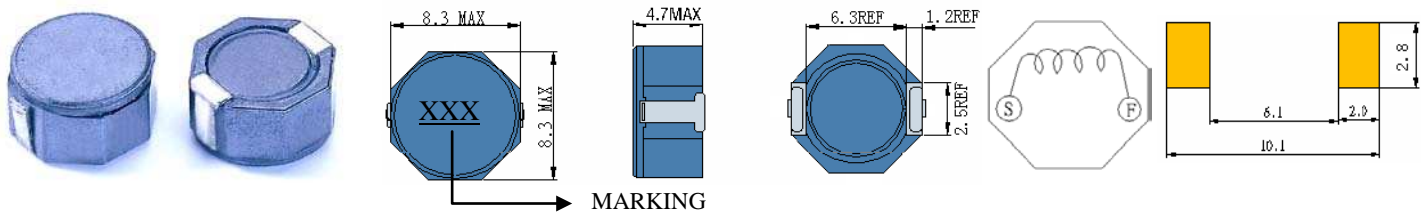


SCRH8D43

SMD POWER INDUCTORS



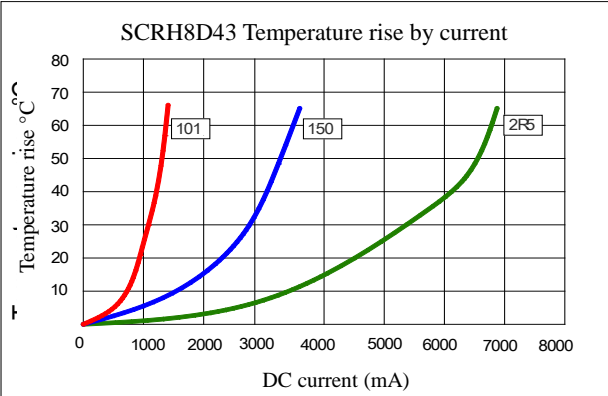
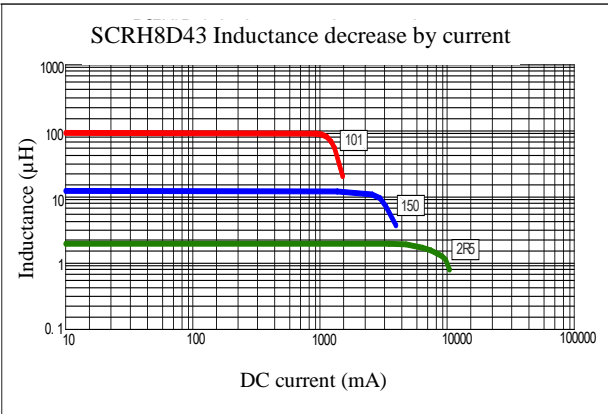
• Features

1. Magnetically shielded construction
2. Excellent Power Density
3. Engineered to Provide High Efficiency



ELECTRICAL CHARACTERISTICS

Part Number	Inductance (uH) (1)	Test Frequency	DC Resistance (Ω MAX) (2)	Saturation Current (A) (3)	Temperature Current (A) (4)
SCRH8D43-2R5	2.5	100KHZ	17m	6.4	5.70
SCRH8D43-3R9	3.3	100KHZ	19m	5.0	5.00
SCRH8D43-4R7	4.7	100KHZ	22m	4.6	4.60
SCRH8D43-6R8	6.8	100KHZ	28m	4.2	3.90
SCRH8D43-100	10	100KHZ	36m	3.6	3.50
SCRH8D43-150	15	100KHZ	53m	2.6	2.70
SCRH8D43-220	22	100KHZ	75m	2.1	2.43
SCRH8D43-330	33	100KHZ	125m	1.6	1.76
SCRH8D43-470	47	100KHZ	150m	1.4	1.58
SCRH8D43-680	68	100KHZ	240m	1.2	1.42
SCRH8D43-101	100	100KHZ	360m	0.9	0.99



- (1). Inductance tolerance ±30% tested at 0.25V, 0ADC and 25°C
- (2). DCR measured at 25°C.
- (3). The DC current at which the inductance decreases by 35% from its initial value.
- (4). The DC current that results in a 40°C temperature rise from 25°C ambient.

Click here for [QUANTITY PER REEL & PACKING INFORMATION](#)

Custom versions available upon request.



©2011 Signal Transformer – Specification subject to change without notice. 07.11
 500 Bayview Avenue, Inwood, NY 11096
 Toll Free 866-239-5777 • Tel 516-239-5777 • Fax 516-239-7208
Sales@signaltransformer.com • techhelp@signaltransformer.com