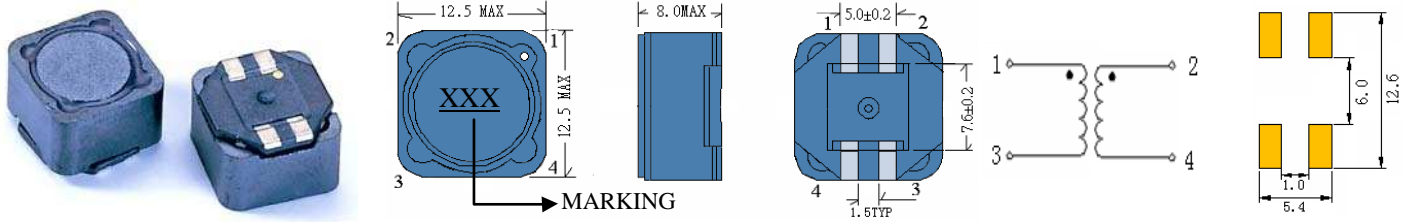


SCRHB127B

SMD POWER INDUCTORS



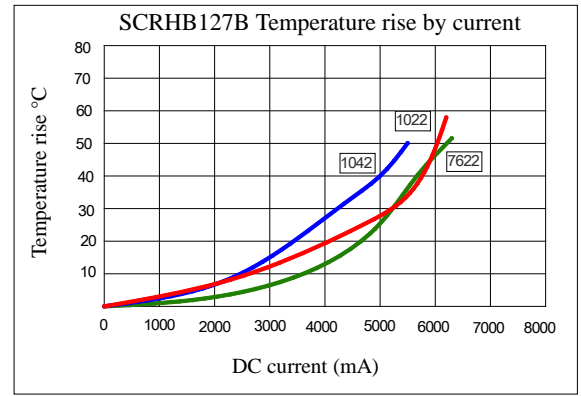
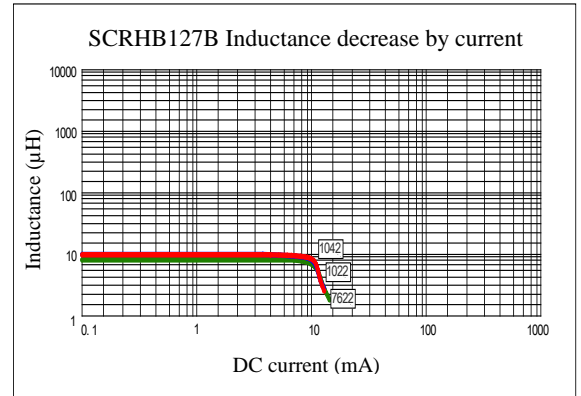
• Features

1. Magnetically shielded construction
2. Excellent Power Density
3. Engineered to Provide High Efficiency



ELECTRICAL CHARACTERISTICS

Part Number	Inductance (uH) (1)	Test Frequency	DC Resistance (Ω MAX) (2)	Saturation Current (A)	Temperature Current (A)	TURN RATIO (L1:L2)
SCRHB127B-7622	L1=7.6	1KHZ	31m	7.00	5.00	1:2.2
	L2=38	1KHZ	180m	3.20	2.40	
SCRHB127B-1022	L1=10	1KHZ	38m	4.50	4.50	1:2.2
	L2=45	1KHZ	200m	2.00	2.20	
SCRHB127B-1042	L1=10	1KHZ	33m	4.50	4.70	1:4.2
	L2=160	1KHZ	650m	1.00	1.00	



- (1). Inductance tolerance $\pm 20\%$ tested at 0.25V, 0ADC and 25°C
- (2). DCR measured at 25°C.
- (3). The DC current at which the inductance decreases by 25% from its initial value.
- (4). The DC current that results in a 40°C temperature rise from 25°C ambient.

[Click here for QUANTITY PER REEL & PACKING INFORMATION](#)

Custom versions available upon request.