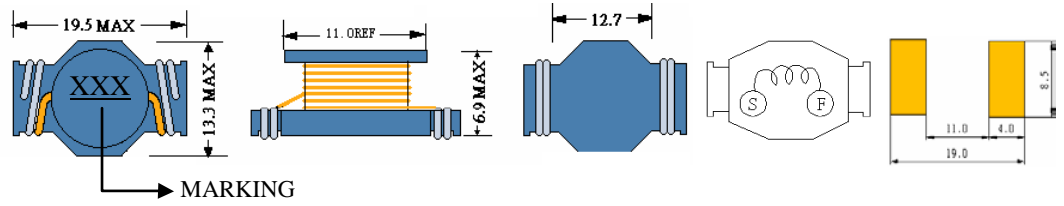


SC4020FH

SMD POWER INDUCTORS



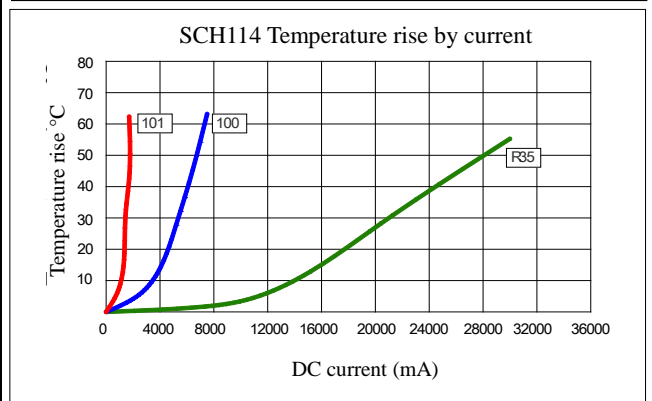
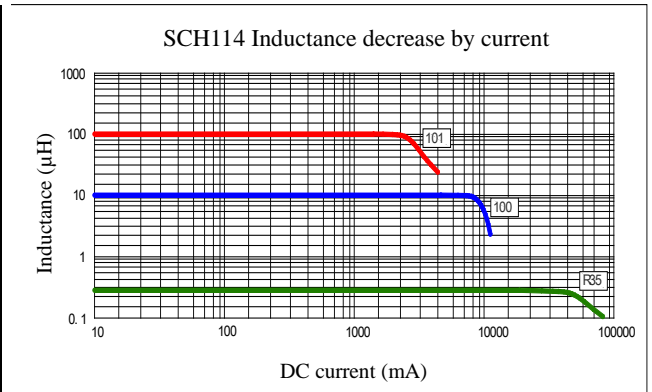
• Features

1. Open frame construction
2. Excellent Power Density
3. Engineered to Provide High Efficiency

ELECTRICAL CHARACTERISTICS



Part Number	Inductance (uH) (1)	Test Frequency	DC Resistance (Ω MAX) (2)	Saturation Current (3) (A)	Temperature Current (4) (A)
SC4020FH-R35	0.35	100KHZ	2.5m	25.1	20.0
SC4020FH-1R0	1.0	100KHZ	4.3m	15.3	15.0
SC4020FH-1R5	1.5	100KHZ	5.9m	12.0	13.5
SC4020FH-2R2	2.2	100KHZ	7.5m	10.2	11.0
SC4020FH-2R8	2.8	100KHZ	10m	9.3	9.60
SC4020FH-4R7	4.7	100KHZ	15m	7.7	7.70
SC4020FH-6R8	6.8	100KHZ	22m	6.2	6.20
SC4020FH-100	10	100KHZ	27m	5.2	5.20
SC4020FH-150	15	100KHZ	45m	4.3	4.10
SC4020FH-220	22	100KHZ	63m	3.7	3.50
SC4020FH-330	33	100KHZ	102m	3.0	2.80
SC4020FH-470	47	100KHZ	132m	2.4	2.10
SC4020FH-680	68	100KHZ	185m	2.0	1.90
SC4020FH-101	100	100KHZ	265m	1.8	1.45



- (1). Inductance tolerance for 0.35uH~2.8uH: $\pm 30\%$, for 4.7uH~100uH: $\pm 20\%$. Tested at 0.25V, 0ADC and 25°C.
- (2). DCR measured at 25°C.
- (3). The DC current at which the inductance decreases by 10% from its initial value.
- (4). The DC current that results in a 40°C temperature rise from 25°C ambient.

[Click here for QUANTITY PER REEL & PACKING INFORMATION](#)

Custom versions available upon request.