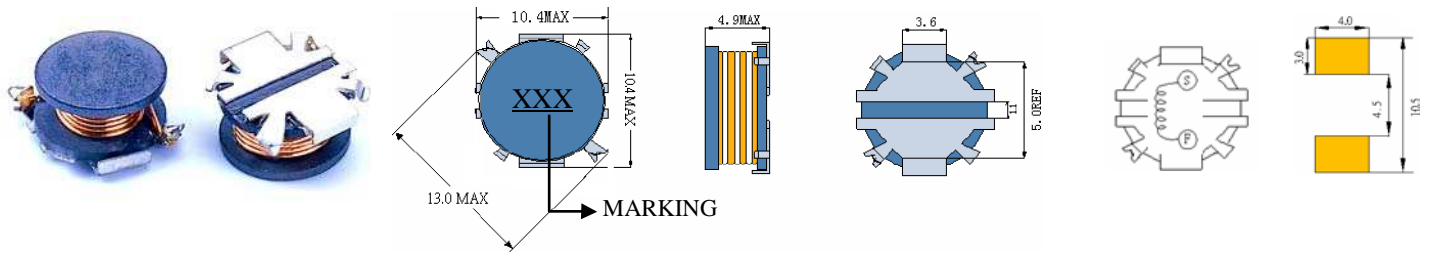


# SCH114

## SMD POWER INDUCTORS



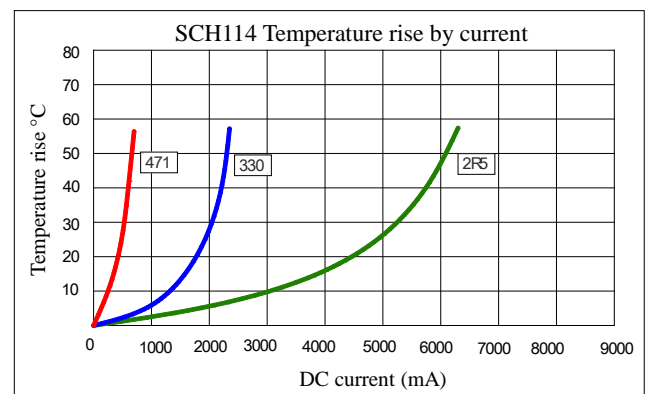
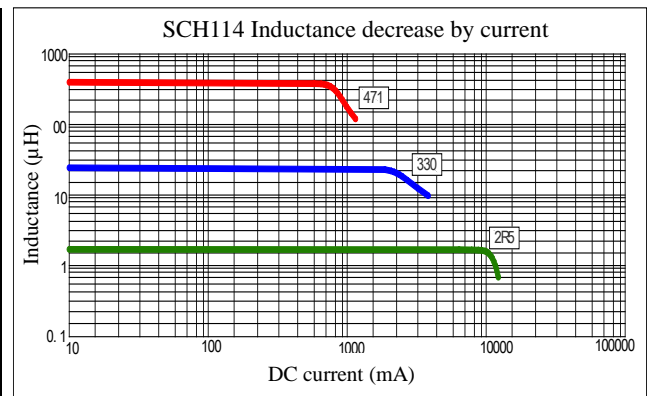
### • Features

1. Open frame construction
2. Excellent Power Density
3. Engineered to Provide High Efficiency

## CHARACTERISTICS



Part Number	Inductance (uH) (1)	Test Frequency	DC Resistance (Ω MAX) (2)	Saturation Current (A) (3)	Temperature Current (A) (4)
SCH114-2R5	2.5	100KHZ	30m	6.50	5.10
SCH114-3R9	3.9	100KHZ	37m	5.50	4.70
SCH114-4R7	4.7	100KHZ	44m	5.10	4.50
SCH114-5R6	5.6	100KHZ	48m	4.80	4.10
SCH114-6R8	6.8	100KHZ	54m	4.50	3.70
SCH114-8R6	8.6	100KHZ	60m	4.20	3.40
SCH114-100	10	100KHZ	66m	4.00	3.10
SCH114-120	12	100KHZ	68m	3.80	2.90
SCH114-150	15	100KHZ	74m	3.50	2.75
SCH114-180	18	100KHZ	85m	3.40	2.55
SCH114-220	22	100KHZ	100m	3.00	2.37
SCH114-270	27	100KHZ	114m	2.70	2.18
SCH114-330	33	100KHZ	122m	2.50	2.05
SCH114-390	39	100KHZ	139m	2.30	1.95
SCH114-470	47	100KHZ	175m	2.00	1.80
SCH114-560	56	100KHZ	194m	1.90	1.70
SCH114-680	68	100KHZ	241m	1.70	1.58
SCH114-820	82	100KHZ	289m	1.45	1.40
SCH114-101	100	100KHZ	352m	1.32	1.20
SCH114-121	120	100KHZ	397m	1.23	1.08
SCH114-151	150	100KHZ	492m	1.10	0.96
SCH114-181	180	100KHZ	589m	1.00	0.90
SCH114-221	220	100KHZ	747m	0.90	0.80
SCH114-271	270	100KHZ	927m	0.72	0.68
SCH114-331	330	100KHZ	1.22	0.70	0.56
SCH114-391	390	100KHZ	1.30	0.62	0.52
SCH114-471	470	100KHZ	1.56	0.60	0.50



(1). Inductance tolerance for 2.5uH~8.6uH:  $\pm 30\%$ , for 10uH~56uH:  $\pm 20\%$ , for 68uH~470uH:  $\pm 10\%$ . Tested at 0.25V, 0ADC and 25°C

(2). DCR easured at 25°C.

(3). The DC current at which the inductance decreases by 10% from its initial value.

(4). The DC current that results in a 40°C temperature rise from 25°C ambient.

[Click here for QUANTITY PER REEL & PACKING INFORMATION](#)

**Custom versions available upon request.**