SC3DM

SMD POWER INDUCTORS

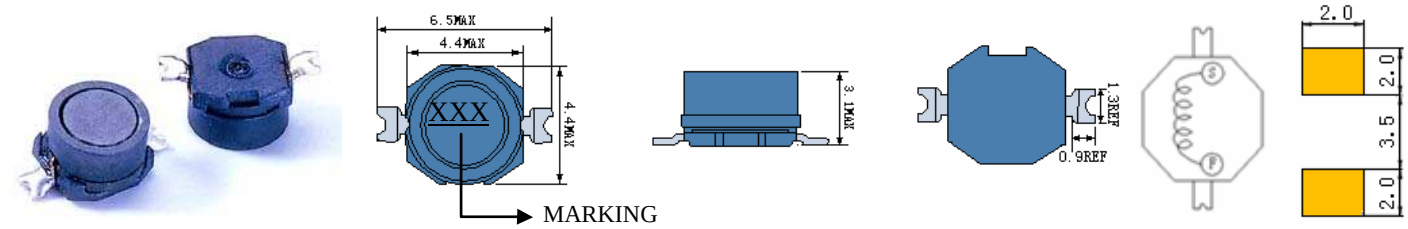

● Features

1. Magnetically shielded construction – Low EMI
2 Excellent Power Density
3 Engineered to Provide High Efficiency

ELECTRICAL CHARACTERISTICS

Part Number	Inductance (uH) (1)	Test Frequency	DC Resistance (Ω MAX) (2)	Saturation Current (3) (A)	Temperature Current (4) (A)
SC3DM-101	100	100KHZ	0.65	0.032	0.80
SC3DM-151	150	100KHZ	0.80	0.028	0.68
SC3DM-221	220	100KHZ	1.10	0.022	0.60
SC3DM-331	330	100KHZ	1.30	0.016	0.50
SC3DM-471	470	100KHZ	1.90	0.014	0.42
SC3DM-681	680	100KHZ	2.50	0.011	0.35
SC3DM-102	1000	100KHZ	3.40	0.009	0.27
SC3DM-152	1500	100KHZ	6.00	0.008	0.22
SC3DM-222	2200	100KHZ	9.20	0.007	0.17
SC3DM-332	3300	100KHZ	11.5	0.005	0.14
SC3DM-472	4700	100KHZ	18.1	0.004	0.12

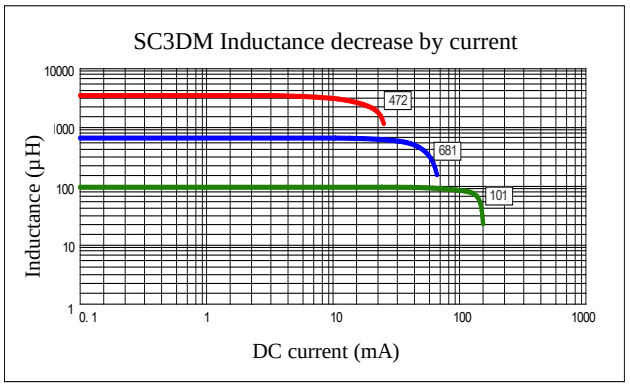

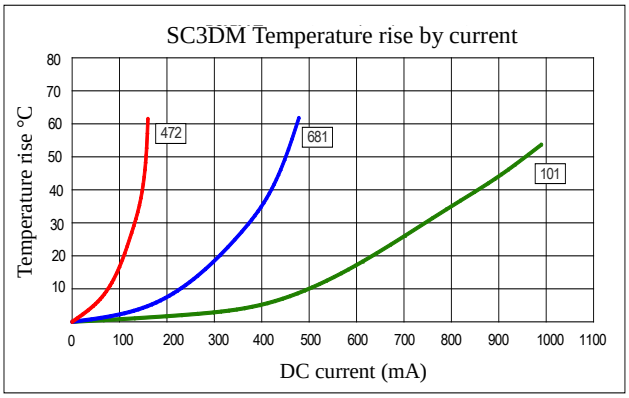

(1). Inductance tolerance±30% tested at 0.25V, 0ADC and 25℃.
(2). DCR measured at 25℃.
(3). The DC current at which the inductance decreases by 10% from its initial value.
(4). The DC current that results in a 40℃ temperature rise from 25℃ ambient.

Click here for QUANTITY PER REEL & PACKING INFORMATION

Custom versions available upon request.

©2011 Signal Transformer –Specification subject to change without notice. 07.11

Signal Transformer
www.signaltransformer.com
500 Bayview Avenue, Inwood, NY 11096
Toll Free 866-239-5777 • Tel 516-239-5777 • Fax 516-239-7208
Sales@signaltransformer.com • techhelp@signaltransformer.com