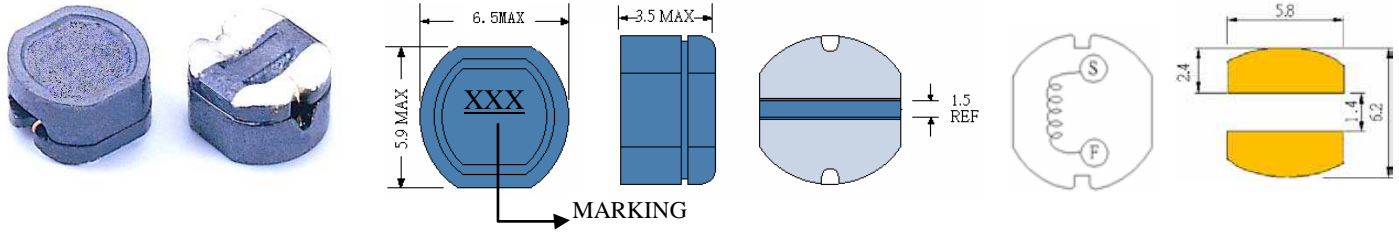


SCR63B

SMD POWER INDUCTORS

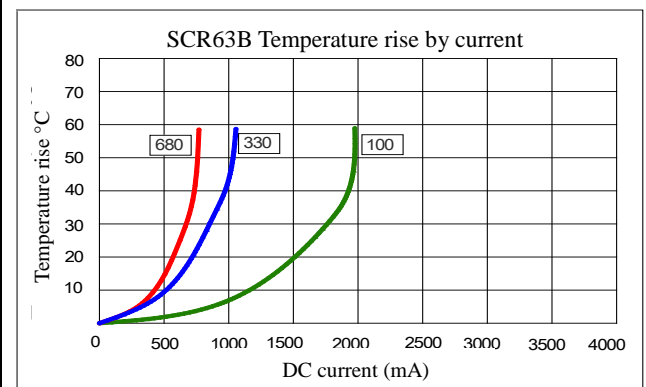
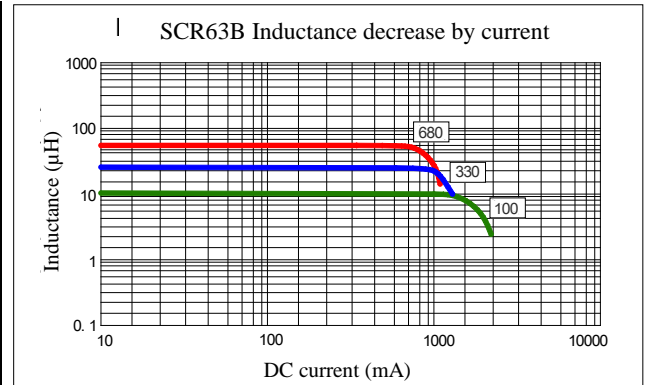


- Features
- 1. Magnetically shielded construction
- 2. Excellent Power Density
- 3. Engineered to Provide High Efficiency

ELECTRICAL CHARACTERISTICS



Part Number	Inductance (uH) (1)	Test Frequency	DC Resistance (Ω MAX) (2)	Saturation Current ⁽³⁾ (A)	Temperature Current ⁽⁴⁾ (A)
SCR63B-100	10	2.52MHZ	0.14	1.00	1.80
SCR63B-120	12	2.52MHZ	0.16	0.94	1.53
SCR63B-150	15	2.52MHZ	0.18	0.86	1.37
SCR63B-180	18	2.52MHZ	0.25	0.78	1.23
SCR63B-220	22	2.52MHZ	0.32	0.76	1.10
SCR63B-270	27	2.52MHZ	0.36	0.64	0.99
SCR63B-330	33	2.52MHZ	0.41	0.61	0.89
SCR63B-390	39	2.52MHZ	0.47	0.53	0.80
SCR63B-470	47	2.52MHZ	0.51	0.50	0.72
SCR63B-560	56	2.52MHZ	0.72	0.46	0.64
SCR63B-680	68	2.52MHZ	0.82	0.42	0.57



- (1). Inductance tolerance ±20% tested at 0.25V, 0ADC and 25°C
- (2). DCR measured at 25°C.
- (3). The DC current at which the inductance decreases by 10% from its initial value.
- (4). The DC current that results in a 40°C temperature rise from 25°C ambient.

Click here for [QUANTITY PER REEL & PACKING INFORMATION](#)

Custom versions available upon request.